



UNIVERSITÄTS-
BIBLIOTHEK
PADERBORN

Praktische Baugewerbs-Lehre zum Selbstunterricht für absolvierte Techniker

Vorlegeblätter

Michel, Joseph

Wien, [1870]

IV. Abschnitt.

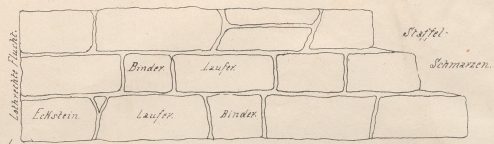
[urn:nbn:de:hbz:466:1-66856](https://nbn-resolving.org/urn:nbn:de:hbz:466:1-66856)



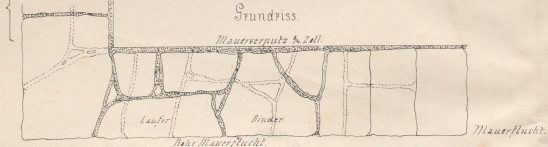
A. MAURER-ARBEITEN.
MAUERWERK
im Bruchsteinverbande.

Regelmässiger Verband.

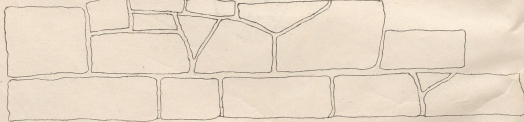
Ansicht.



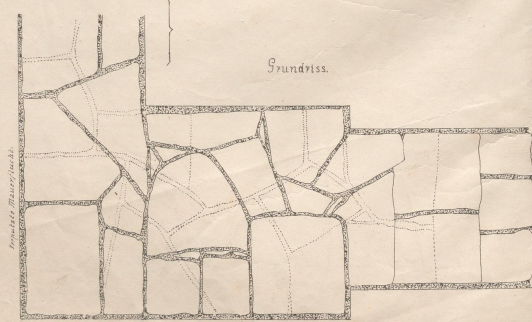
Grundriss.



Nicht ganz regelmässiger Verband.
Ansicht.



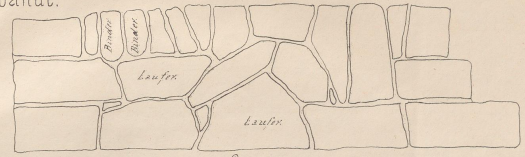
Grundriss.



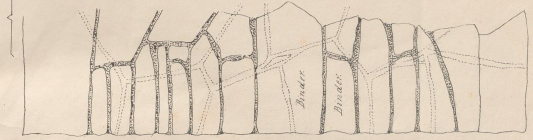
Druck v. F. Koko in Wien

Ganz unregelmässiger Verband.

Ansicht.

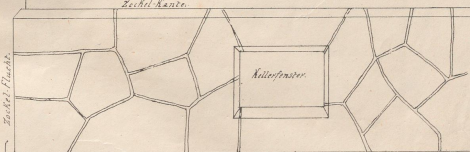


Grundriss.

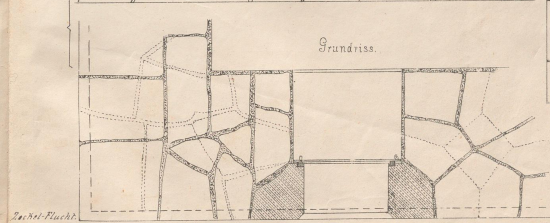


Zockel mit bearbeiteten Polygonsteinen
im Cyklopen Verband.

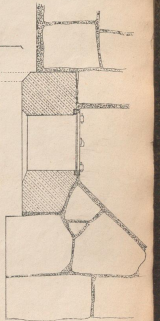
Ansicht.



Grundriss.




Profil.



Zockel-Flucht.

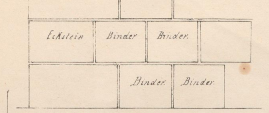
Verlag v. Carl Gerold's Sohn in Wien

Massstab 1:2 1/2 der Natur.



Volles Quadermauerwerk
Ansicht.


Binder-Verband.



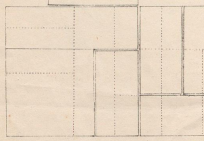
Grundriss.



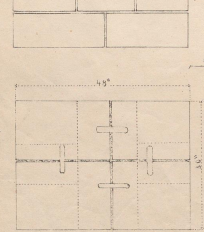
Block-Verband



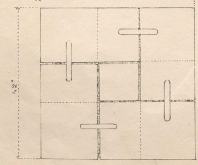
Grundriss.



Pfeiler-Verband
Ansichten.



Grundriss.



Bruck & Kahr in Wien.

MAUERWERKE
aus Quadern und Steinverkleidung.


Läufer- & Binder-Verband



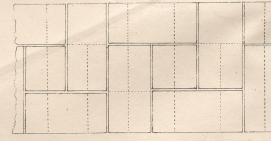
Grundriss.



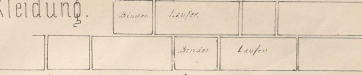
Gothischer-Verband



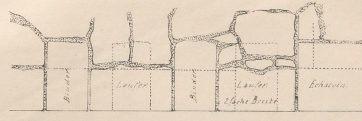
Grundriss.



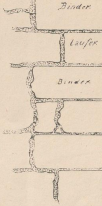
Quaderverkleidung.
Ansicht.



Grundriss.



Profil.

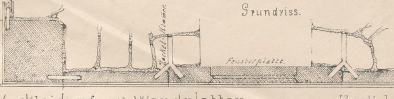


Eckarmierung

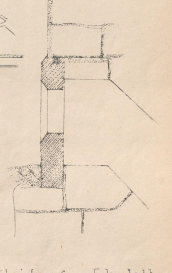
Plattenverkleidung
[am Gebäude-Zockel]
Ansicht.



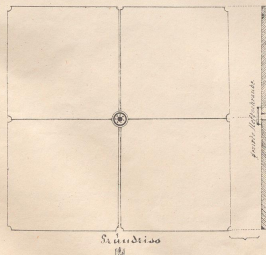
Grundriss.



Profil.

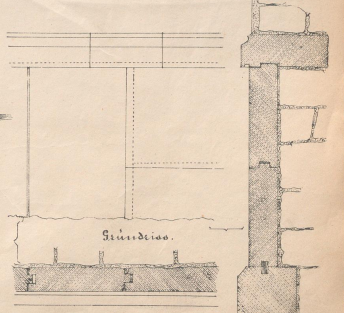


Verkleidung mit Wandplatten.
Ansicht.



Grundriss.


Profil.



Grundriss.

Verlag v. Carl Gerold's Sohn in Wien.

Maßstab: 1/2 der Natur.



THE UNIVERSITY

LIBRARY

PADERBORN

1911

1912

1913

1914

1915

1916

1917

1918

1919

1920

1921

1922

1923

1924

1925

1926

1927

1928

1929

1930

1931

1932

1933

1934


1935

1936

1937

1938

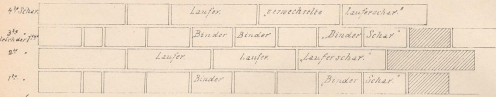
1939



ZIEGELMAUERWERKE.

Kreuzverband.


Ansicht des Verbandes.



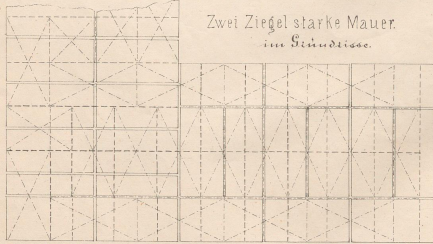
Ein Ziegel starke Mauer.
im Scheitdusse.




18 Zoll starke Mauer.
im Scheitdusse.



Zwei Ziegel starke Mauer.
im Scheitdusse.



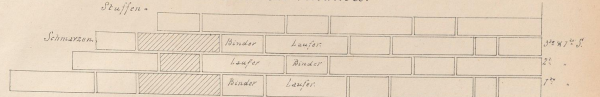
30 zölliger Pfeiler im Scheitdusse.




Druck v. F. Koke, Wien.

Gothischer oder polnischer Verband.

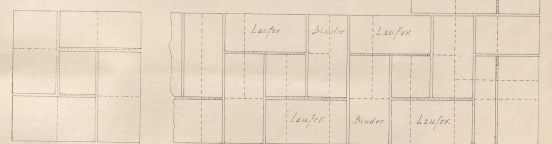
Ansicht des Verbandes.



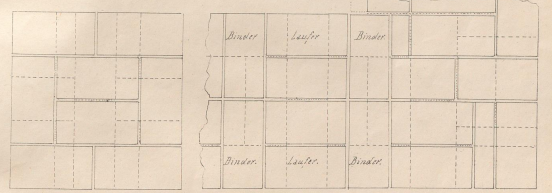
Ein Ziegel starke Mauer.
im Scheitdusse.




18 Zoll starkes Mauerwerk.
im Scheitdusse.



Zwei Ziegel starkes Mauerwerk.
im Scheitdusse.

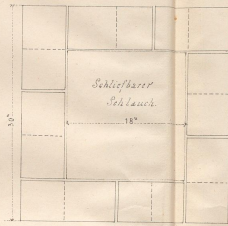


Schliessen-Schwarzen.

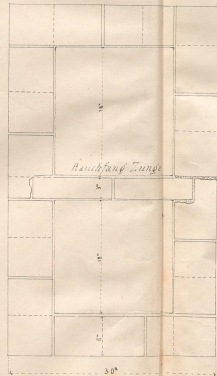


Rauchfängerband

im Scheitdusse.



Doppelter Rauchfang.



Massstab 1/16 der Natur.

Verlag v. Carl Gerold's Sohn in Wien.

L. 1011

L. 1012

L. 1013

L. 1014

L. 1015

L. 1016

L. 1017

L. 1018

L. 1019

L. 1020

L. 1021

L. 1022

L. 1023

L. 1024

L. 1025

L. 1026

L. 1027

L. 1028

L. 1029

L. 1030

L. 1031

L. 1032

L. 1033

L. 1034

L. 1035

L. 1036

L. 1037

L. 1038

L. 1039

L. 1040

L. 1041

L. 1042

L. 1043

L. 1044

L. 1045

L. 1046

L. 1047

L. 1048

L. 1049

L. 1050

L. 1051

L. 1052

L. 1053

L. 1054

L. 1055

L. 1056

L. 1057

L. 1058

L. 1059

L. 1060

L. 1061

L. 1062

L. 1063

L. 1064

L. 1065

L. 1066

L. 1067

L. 1068

L. 1069

L. 1070

L. 1071

L. 1072

L. 1073

L. 1074

L. 1075

L. 1076

L. 1077

L. 1078

L. 1079

L. 1080

L. 1081

L. 1082

L. 1083

L. 1084

L. 1085

L. 1086

L. 1087

L. 1088

L. 1089

L. 1090

L. 1091

L. 1092

L. 1093

L. 1094

L. 1095

L. 1096

L. 1097

L. 1098


L. 1099

L. 1100


A. MAURERARBEITEN.
SCHACHT MAuern.

Einstiegsschächte.

mit enger Öffnung.
Drehschnitt.

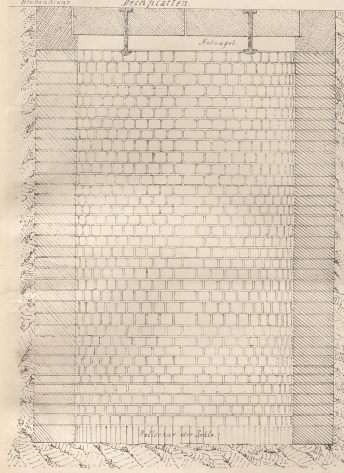


mit weiter Öffnung.
Drehschnitt.




Brunnenschächte.

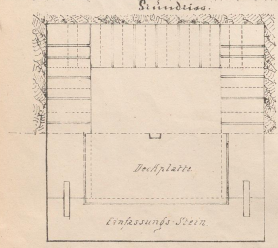
mit Ziegelmauerung.
Drehschnitt.



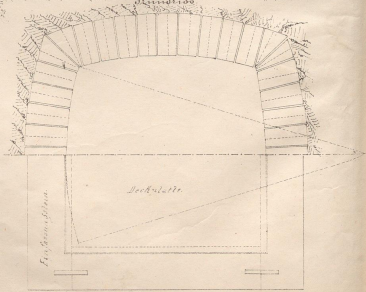
mit Bruchsteinmauerung.
Drehschnitt.



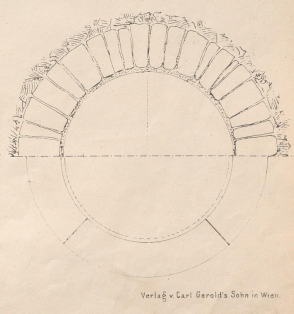
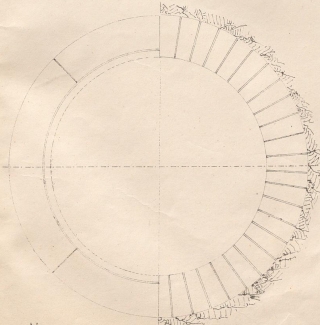
Drehschnitt.



Druck v. F. A. Beck in Wien.



Schnittansicht.



Verlag v. Carl Gerold's Sohn in Wien.

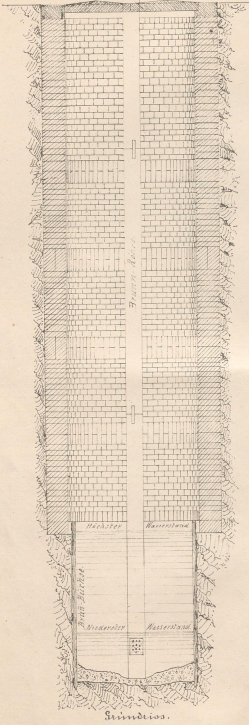
Massstab 1/2" = 1' der Natur

UNIVERSITÄT
PADERBORN
BIBLIOTHEK

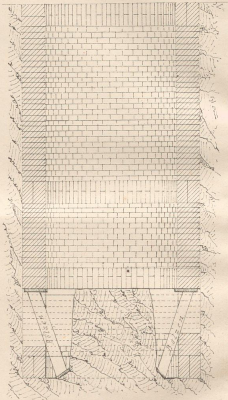
Ausmauerung durch Unterfangung.
Drittschnitt.

BRUNNENAUSMAUERUNG.

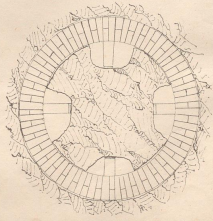
Ausmauerung durch Senkung. [1:1 u. 2:1]




Vorgang der Untermauerung
mit Ziegeln.
Drittschnitt.



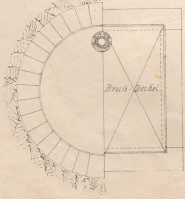

Senkungsmauer



Vorgang der Untermauerung
mit Betongusswandung.
Drittschnitt. 2:1 Senkmauer.

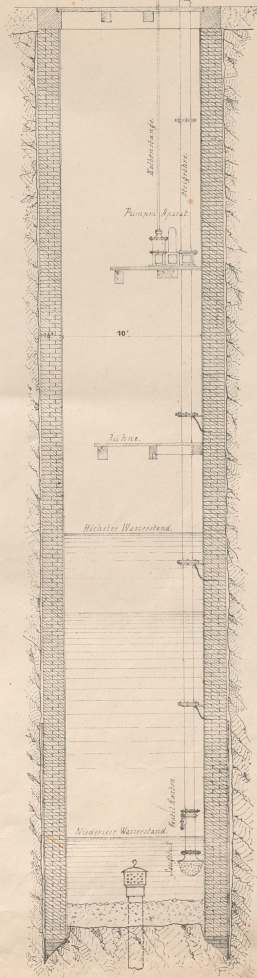


Senkungsmauer



Druck v. F. Röck in Wien

Massstab 1:1/2 und 1:1/4 der Natur.



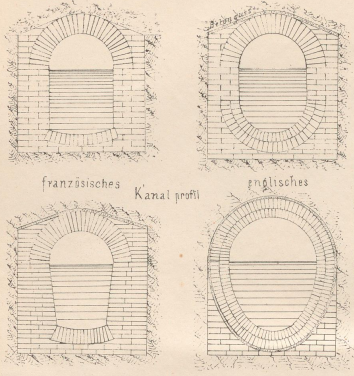
Verlag Carl Gerold's Sohn in Wien

UNIVERSITÄT
PADERBORN
BIBLIOTHEK

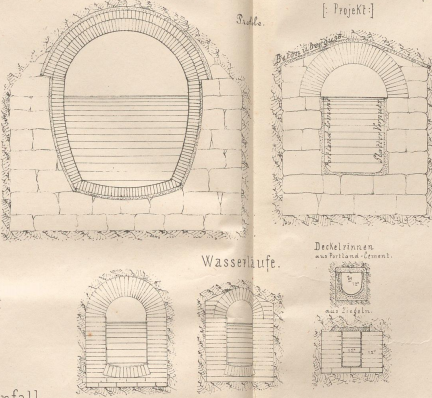
UNIVERSITÄT
PADERBORN
KANA LAMMEL



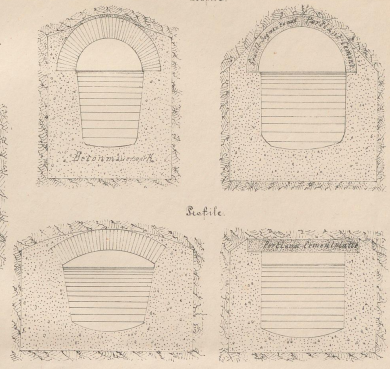
Kanäle aus Ziegeln.
gewöhnliches Profil. neues Profil.



Aquaducte aus Steinen und Ziegeln.
New-Yorker Wasserleitung. Wiener Wasserleitung. [Projekt]

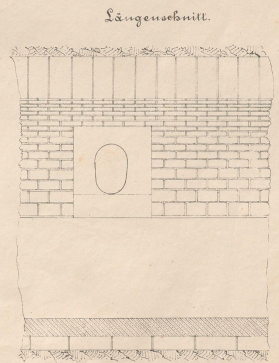
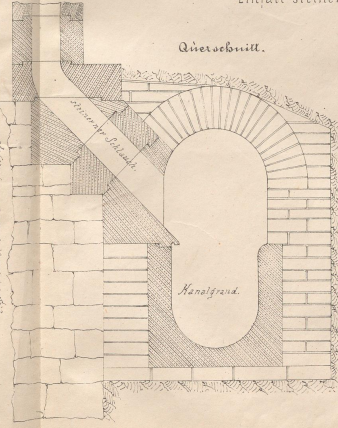
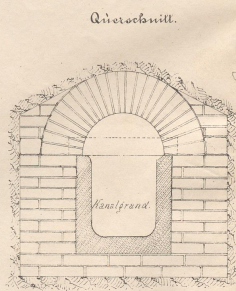
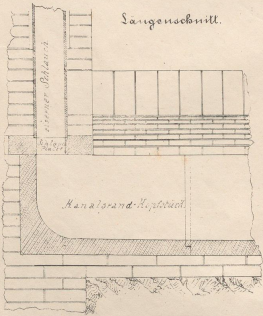


Kanäle aus Beton.
Rechteck. Spitz.



Retirat-Schläucheinfall.

Einfall steinerne Schlauche.



Druck v. F. K. W. Wien

Verlag v. Carl Gerold's Sohn in Wien

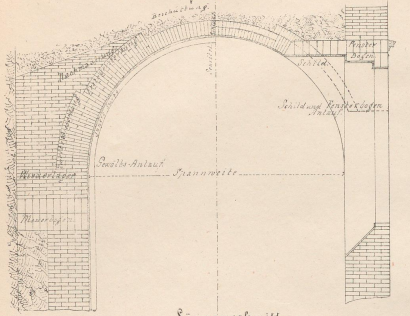
Massstab: 1^{1/2} : 1^{1/2} und 1^{1/2} : 2^{1/2} der Natur.

UNIVERSITÄT
PADERBORN
BIBLIOTHEK

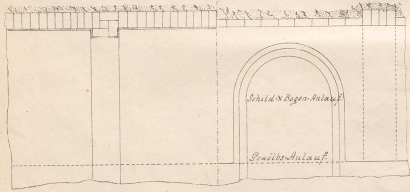
IV. ABSCHNITT

A. MAURERARBEITEN.
TONNENGEWÖLBE.
mit Gurten und Schilder.

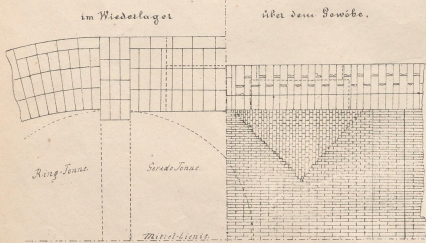
Volles Tonnengewölbe
mit sichtbaren Gurten. mit versteckten Gurten.



Längenschnitt.

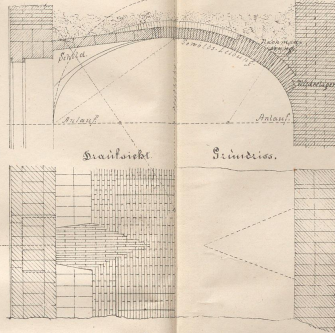


Querschnitt.

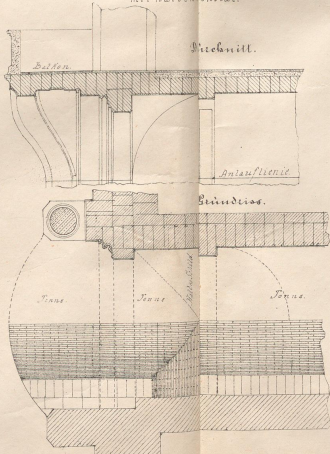


Druck v. F. Kitz, Wien

Gedrückte Tonne.
Querschnitt.

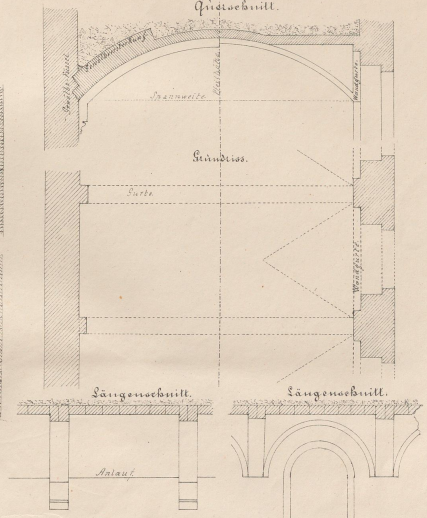


Ausladendes Tonnengewölbe.
mit halben Schilder.

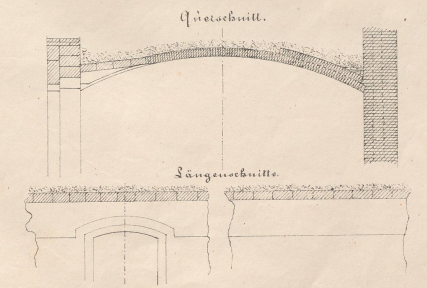


Massstab 1/40 der Natur.

Flaches Tonnengewölbe
mit Gurten. mit Wandgurten.



Flaches Tonnengewölbe.



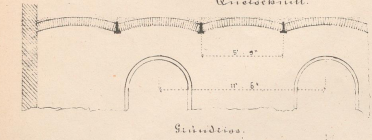
Von v. Carl Gerold's Sohn in Wien

UNIVERSITÄT
PADERBORN
BIBLIOTHEK


A. MALLER
TOMME
SUIZ

A. MAURERARBEITEN.
TONNENGEWÖLBE
auf eisernen Trägern.

Flache Tonnen auf gusseisernen Trägbalken
einfacher Tafelform.
Querschnitt.



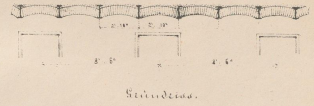
Detail des Gewölbes.



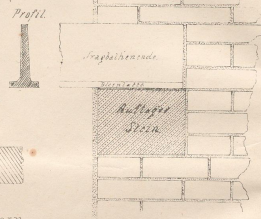
Detail des Gewölbes.





Flache Tonnen auf gewalzten Trägern.
doppelter Tafelform.
Querschnitt.



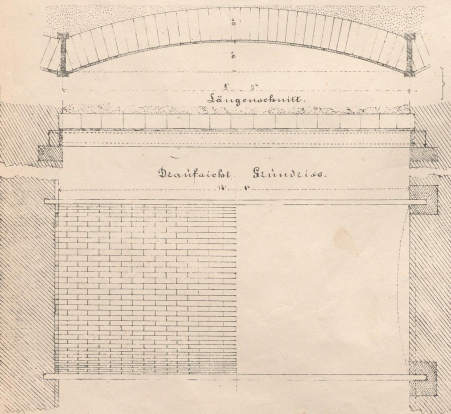
Detail der Balken-Auflage




Detail der Verankerung.



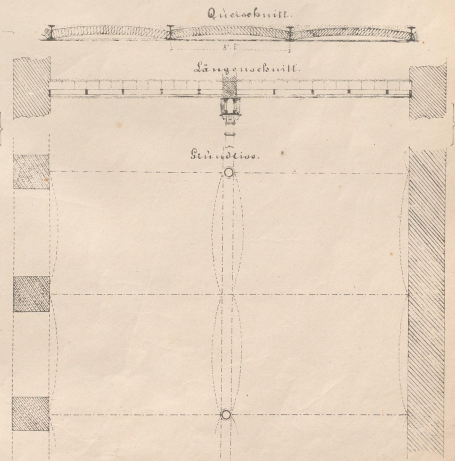
Flache Tonnen auf gusseisernen Trägern.
doppelter Tafelform.
Querschnitt.



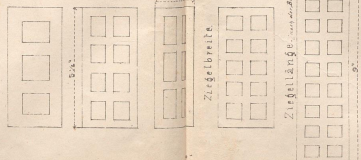
Detail des Tonnengewölbes
Querschnitt



Verschaltete Gewölbe aus Hohlziegel.

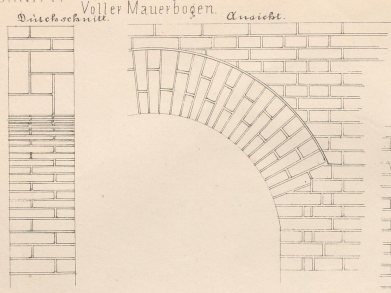


Querschnitt verschiedener Hohlziegel
in 1/2 Nutzhöhe.
Lichtweite 100 mm, gerader

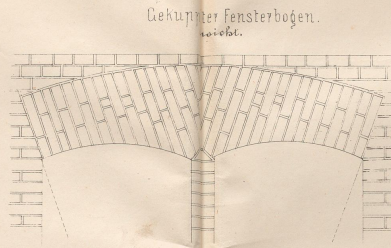


UNIVERSITÄT
PADERBORN

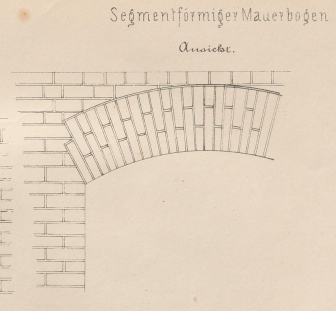
A. MAURERARBEITEN.
MAUER- und ENTLASTUNGS-BÖGEN.



Voller Mauerbogen. Ansicht.

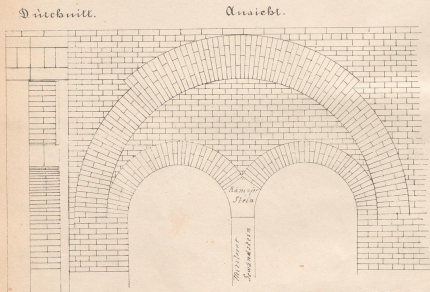


Gekuppelter Fensterbogen. Ansicht.

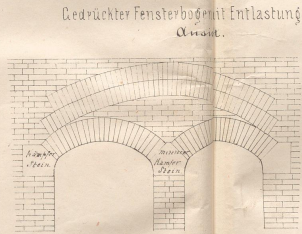


Segmentförmiger Mauerbogen. Ansicht.

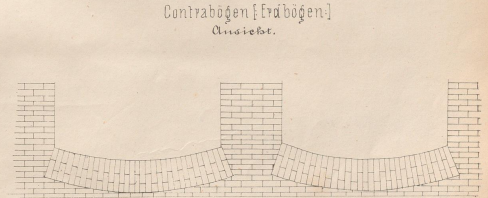
Profil.



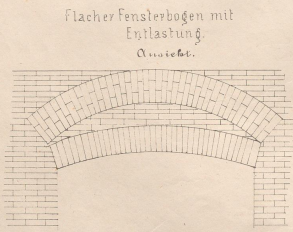
Voller Entlastungs-Bogen. Ansicht.



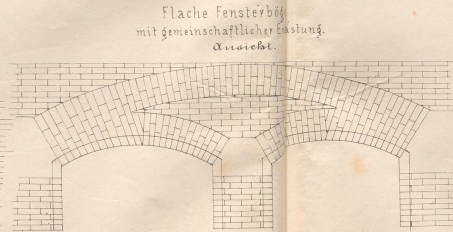
Gekuppelter Fensterbogen mit Entlastung. Ansicht.



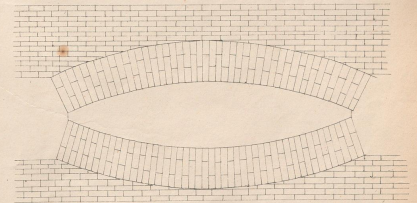
Contrabogen [Erdbögen] Ansicht.



Flacher Fensterbogen mit Entlastung. Ansicht.



Flache Fensterbögen mit gemeinschaftlicher Entlastung. Ansicht.



Contrabogen mit Entlastung. Ansicht.

UNIVERSITÄT
PADERBORN
KLOSTER

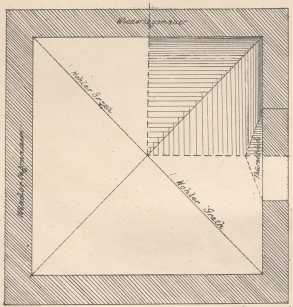

1872

1872

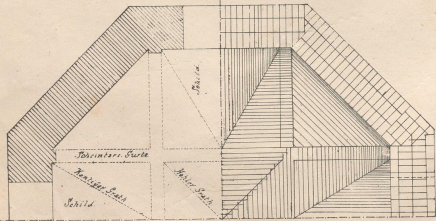
IV ABSCHNITT.

A. MAURERARBEITEN.
KLOSTERGEWÖLBE.

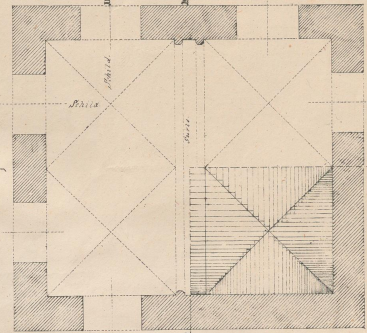
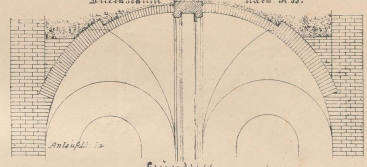
Gewölbe im vollen Cirkel.



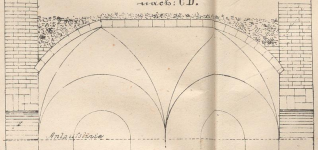
Gewölbe im Achteck mit Schilder und Gurten.




Volles Klostergewölbe mit Gurten und Schilder.



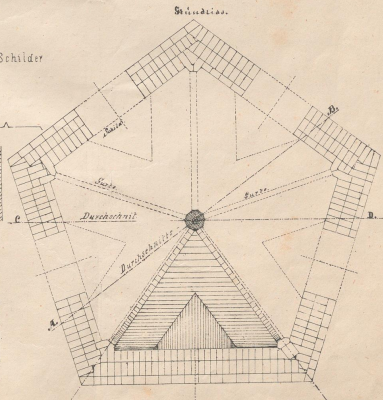


Schnitt durch die Schale nach C.D.



Detail der Stützverbindung

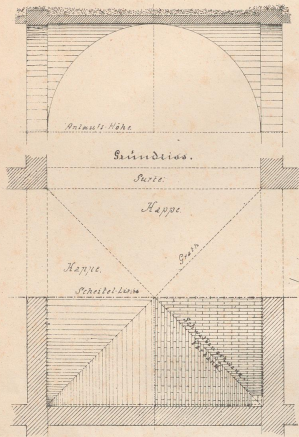


Flaches Polygonalgewölbe mit Schilder und Gurten.

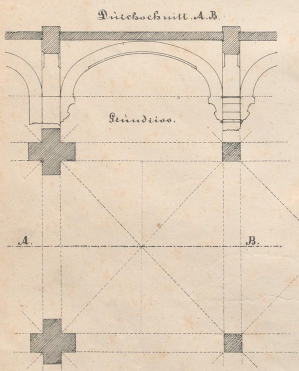


UNIVERSITÄT
PADERBORN

Kreuzgewölbe im vollem Bogen.
Dürchschnitt.

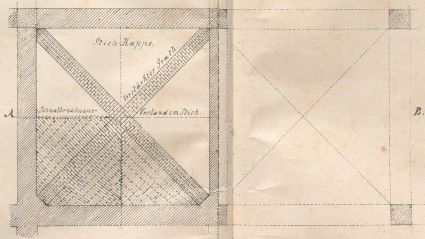


Gedrücktes Kreuzgewölbe auf Pfeilern.

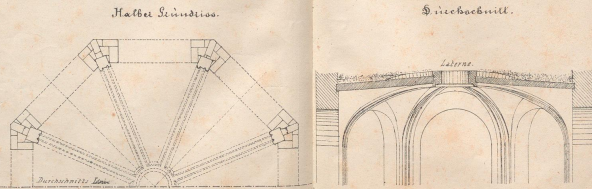


Druck v. E. Köbe in Wien.

Volles Kreuzgewölbe
mit Stichkappen auf vier Pfeilern.
Dürchschnitt.

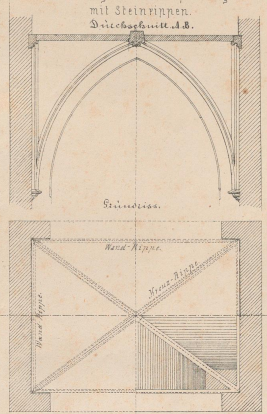


Poligonales Kreuzgewölbe mit Ziegeltrippen.

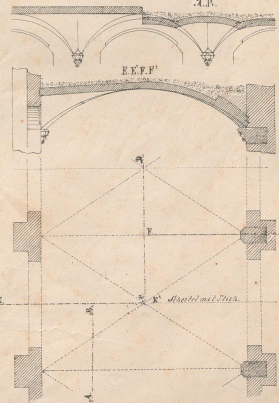


Massstab: 1/16 der Natur.


Kreuzgewölbe im Spitzbogen
mit Steinrippen.
Dürchschnitt A.B.



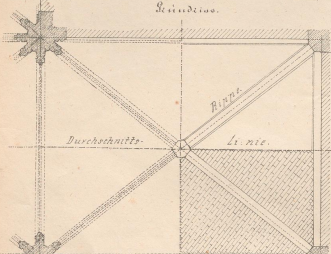
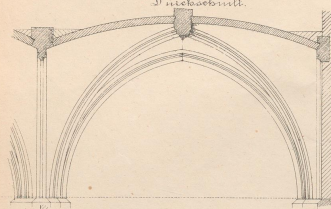
Flache Kreuzgewölbe ohne Zwischenstützen.
Dürchschnitt nach:




Von Carl Geopold Sehn in Wien.



STERN



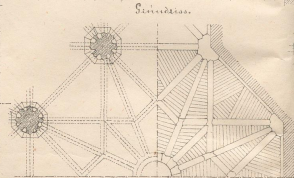

Gothische Tonne mit Stichkappen
Drehschnitt.



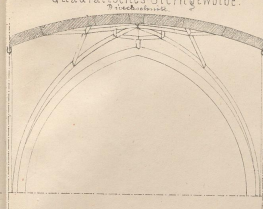
Druck: F. Kersch in Wien

A. MAURER-ARBEITEN.
STERNGEWÖLBE.

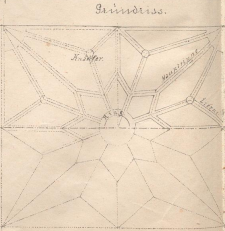
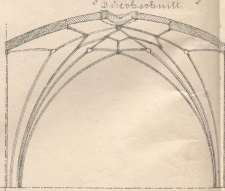
Poligonales Sterngewölbe



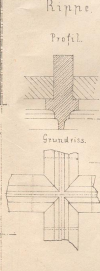
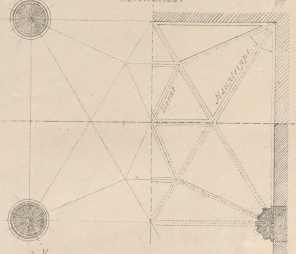
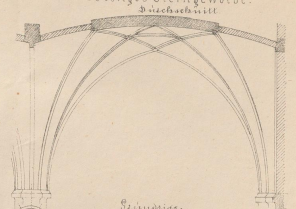
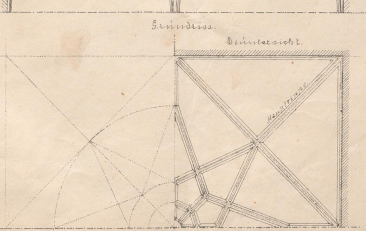

Quadratisches Sterngewölbe



Sterngewölbe mit Ring




Sterngewölbe mit Kappen




Massstab: 1" = 1/4 der Natur.

Verlag: Carl Gerolds Sohn in Wien

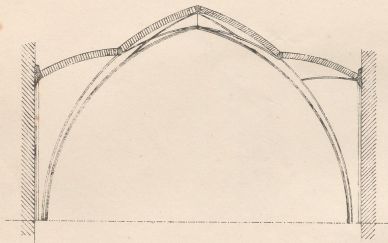


COLLISIOHE NI




GOTHISCHE KIRCHENGEWÖLBE.

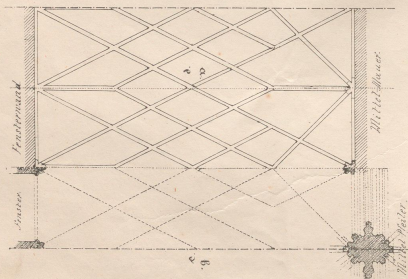
Seitenschiffgewölbe.
Querschnitt



Längenschnitte

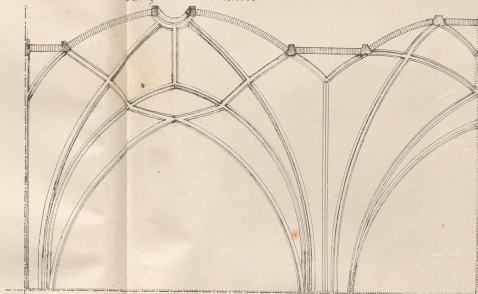


Grundriss.




Druck v. F. Käge in Wien.

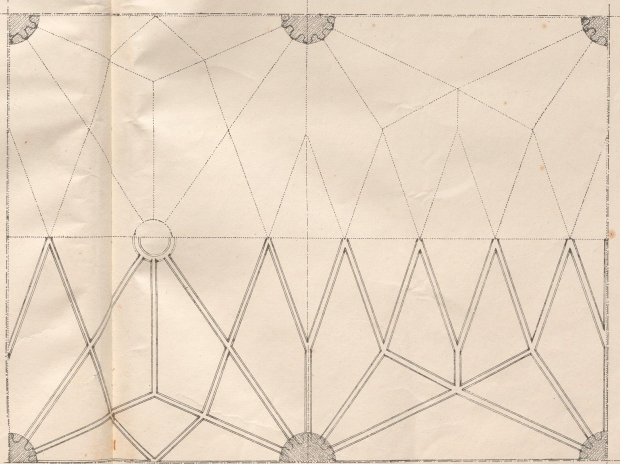
Mittelschiffgewölbe.
Längendurchschnitt



Querdurchschnitt.




Grundriss.



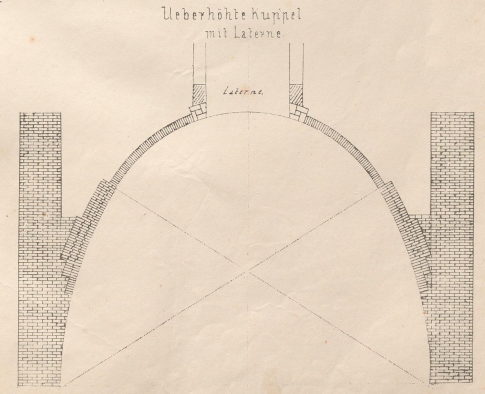
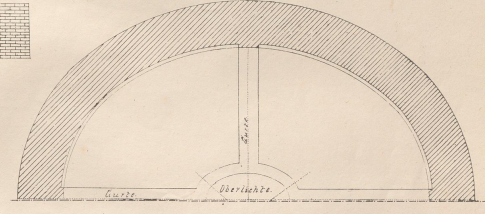
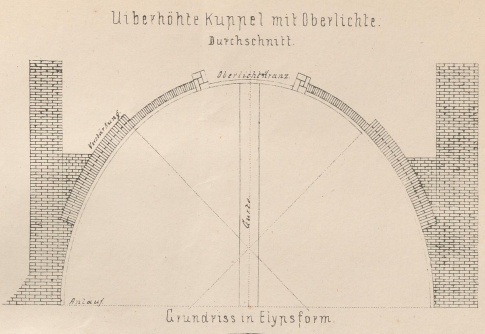
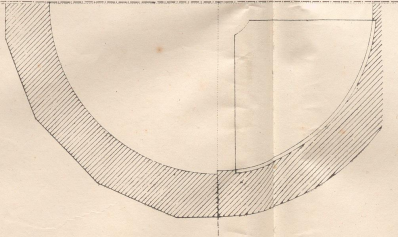
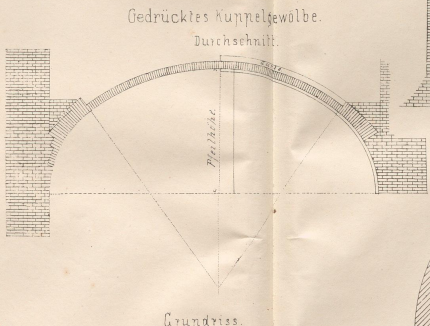
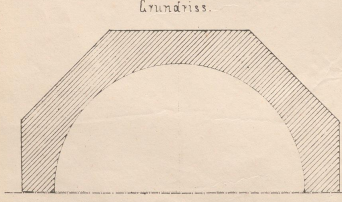

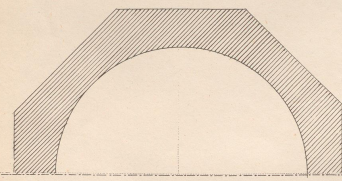
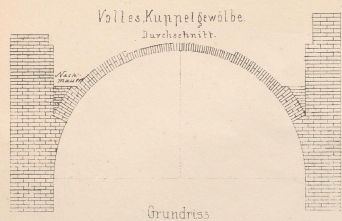
Massstab: $9\frac{1}{2}$ der Natur.

Verlag v. Carl Gerold's Sohn in Wien.

HEINRICH WOLFF




KUPFER
KUPFER




Druck von P. Köhn in Leipzig.

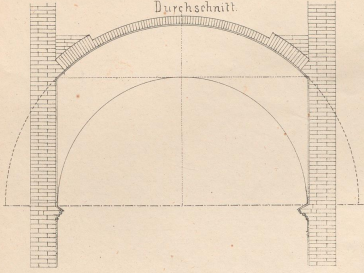
Massstab 1:6^{te} der Natur.

Verlag von Carl Gerold's Sohn in Wien.

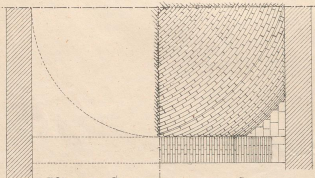




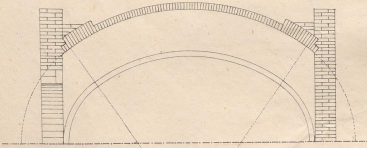
Böhmisches Gewölbe im vollem Cirkel
Durchschnitt.



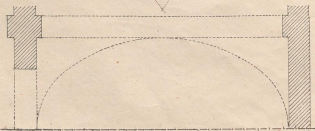
Grundriss.



Böhmische Gewölbe im gedrückten Cirkel.
Durchschnitt.

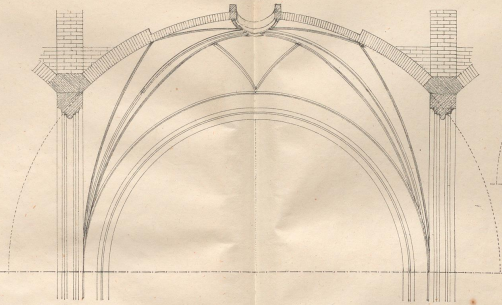


Grundriss.

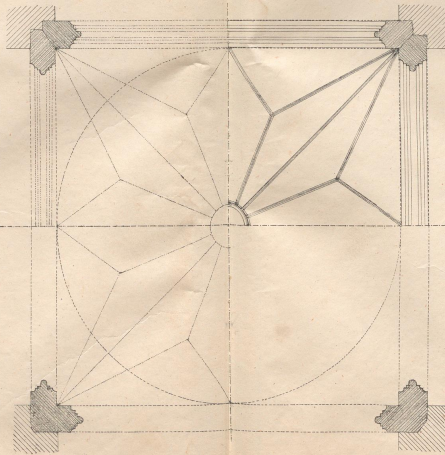


Druck v. ERKKE in Wien

Böhmisches Gewölbe mit gezogenen Rippen.
Durchschnitt.

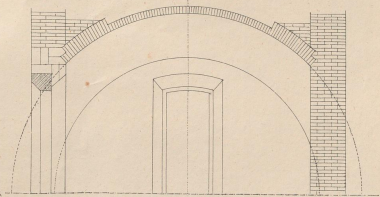


Grundriss.

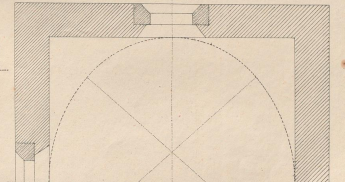


Maassstab: 1/6th der Natur.


Böhmisches Gewölbe im Segment.
Durchschnitt.



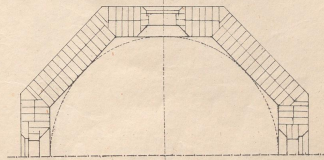
Grundriss.



Gewölbe über polygonem Grundriss
Durchschnitt durch die Mitte.




Grundriss.



Verlag v. Gerold's Sohn in Wien

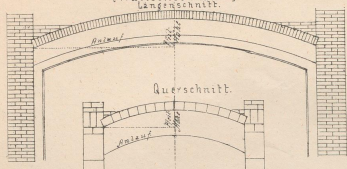
STADTPLAN
VON
PADERBORN
1790



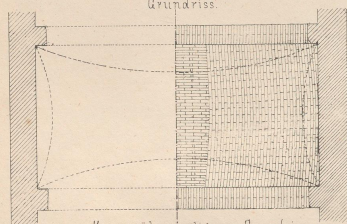
A. MAURER-ARBEITEN.
KAPPENGEWÖLBE.

IV. ABSCHNITT.

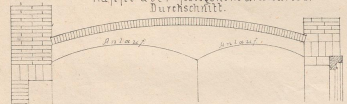
Kappe nach wälischer Art.
[Wälisches Platzel]



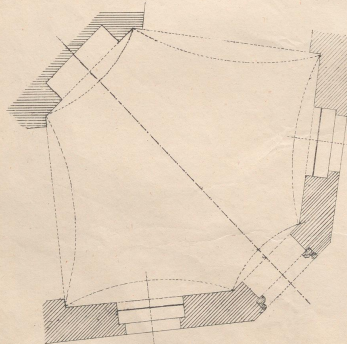
Grundriss.



Kappe über hohlem Grundriss.

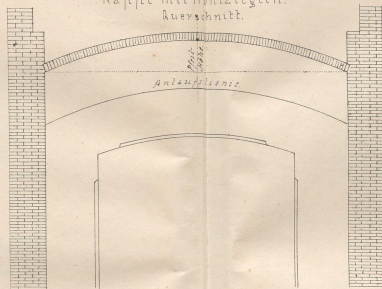


Grundriss.




Verlag v. Carl Gerolds Sohn in Wien

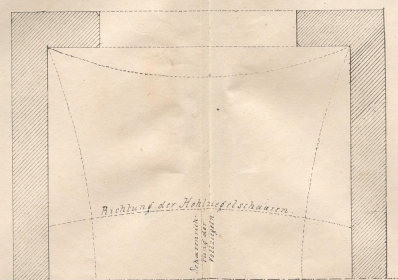
Kappe mit Hohlziegeln.



Halber Längenschnitt.




Grundriss.

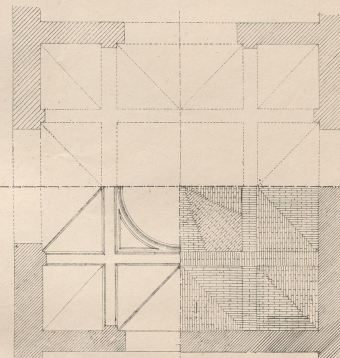


Massstab: 1:10 der Natur

Zusammengesetztes Kappengewölbe.

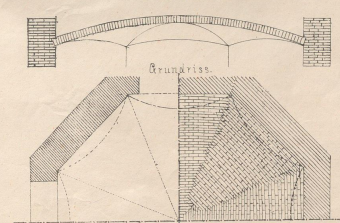


Grundriss.




Kappengewölbe aus Schilder

Durchschnitt



Lit. Anst. v. F. Klop in Wien

INHALT
ARBEITEN
GEWÖLBE



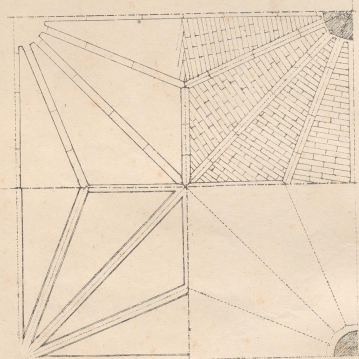
UNIVERSITÄT
PADERBORN
BIBLIOTHEK

A. MAURER-ARBEITEN
FÄCHER GEWÖLBE.


Normänisches Gewölbe
im gedrücktem Bogen.
Schnitt durch die Pfeiler.

Fächergewölbe mit Rippen

Grundriss.



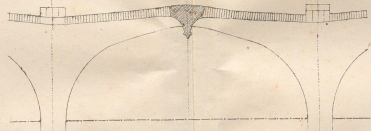
Durchschnitt.



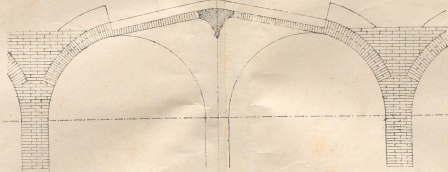
Verlag v. Carl Gerold's Sohn in Wien



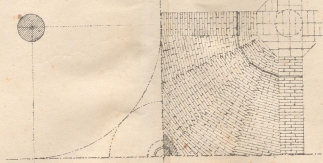
Schnitt durch die Mitte.



Schnitt nach der Diagonal-Linie



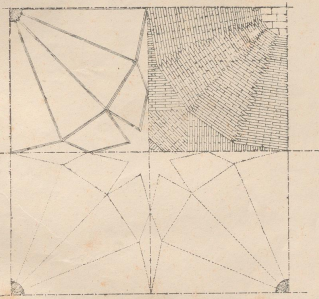
Grundriss.




Fächergewölbe mit gezogenen

Rippen.

Grundriss.



Durchschnitt.

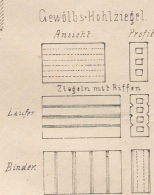
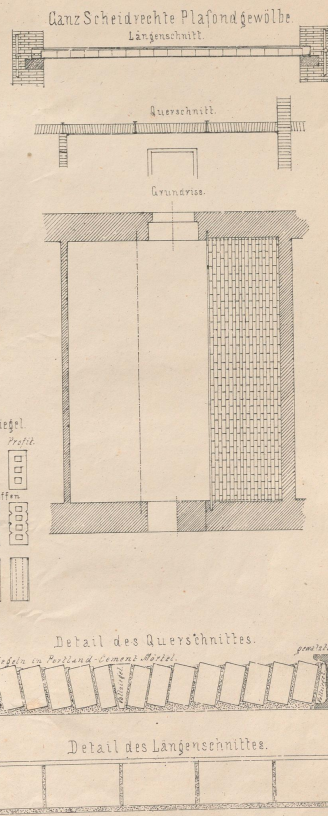
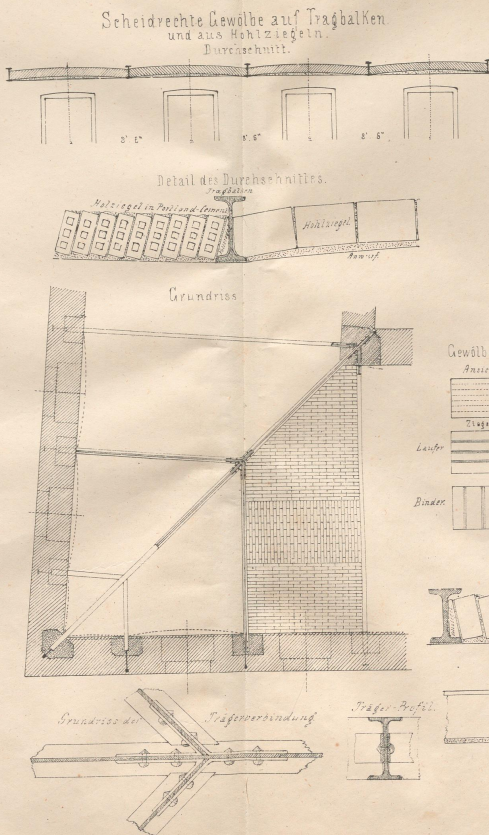
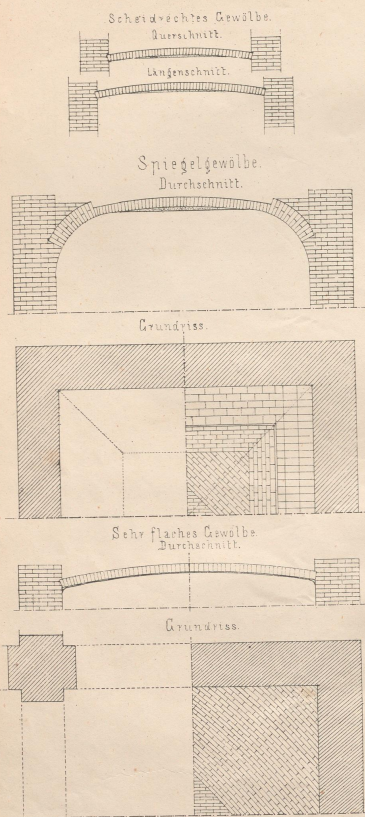



Druck v. F. Köke in Wien

Maßstab: 1" = 4' 4" und 1" = 6" der Natur.

UNIVERSITÄT
PADERBORN
BIBLIOTHEK

SCHEIDRECHTE GEWÖLBE.

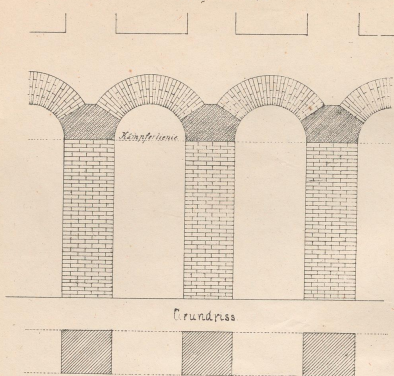




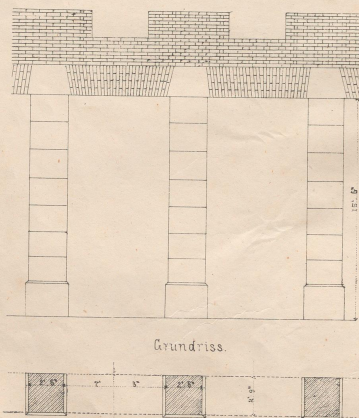
UNIVERSITÄT
PADERBORN

IV. ABSCHNITT.

Ziegelpfeiler bei Zinsmauser
Längendurchschnitt.



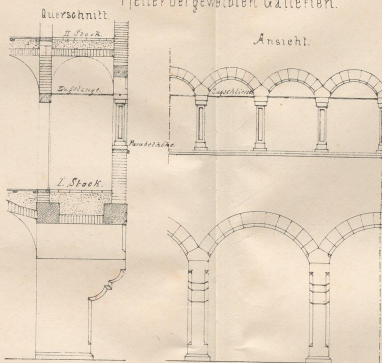
Bauernpfeiler mit scheidrechten
Bögen.
Ansicht.



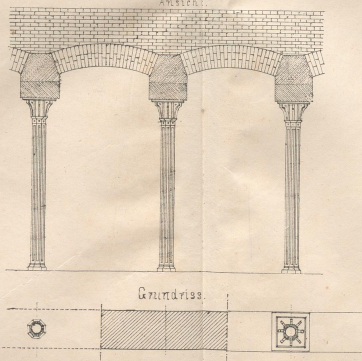
Verlag v. Carl Gerolds Sohn in Wien

A. MAURER-ARBEITEN.
PFEILER-UND BOGENSTELLUNGEN.

Pfeiler bei gewölbten Gallerien.




Guss-isen-Säulen mit segmentförmigen
Bögen.
Ansicht.

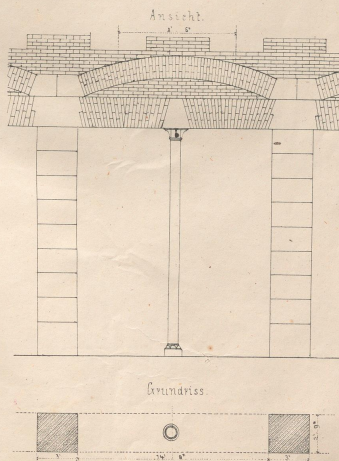


Massstab: 1" = 6" zu Natur.

Bogenstellung auf Granitpfeiler.
Ansicht.



Pfeilerstellung auf gusseisene Hohl säulen



Druck v. F. Köke in Wien

102

UNIVERSITÄT PADERBORN

PTERLER-MEDIZIN

UNIVERSITÄT
PADERBORN

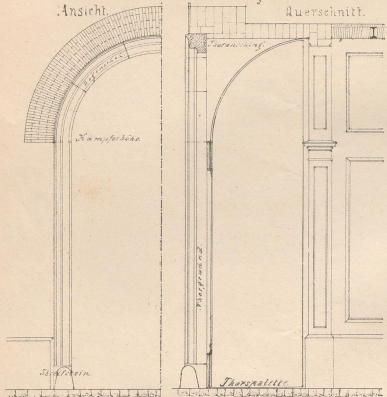
A. MAURER-ARBEITEN.
THOR-THÜR-UND FENSTER ÖFFNUNGEN

IV. ABSCHNITT.

Hausthur mit Bogensturz.

Ansicht.

Querschnitt.




Halber Krundries.

Hausthur mit geradem Sturz.

Ansicht.

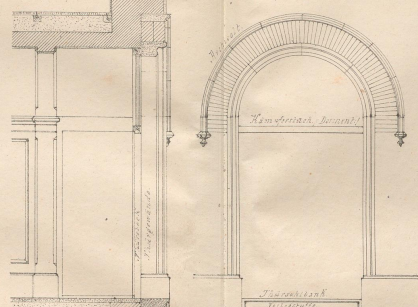
Querschnitt.



Profil.

Haus-Eingangs-Thüre mit halbrundem Sturz.

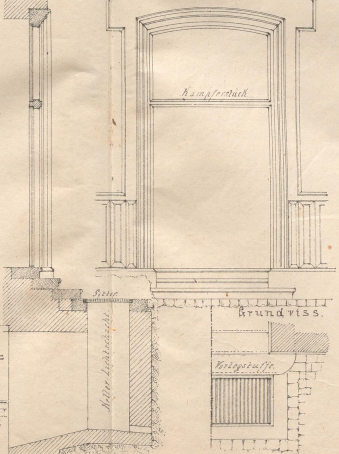
Ansicht.



Hauseingangs-Thüre mit Segment-Sturz.

Durchschnitt.

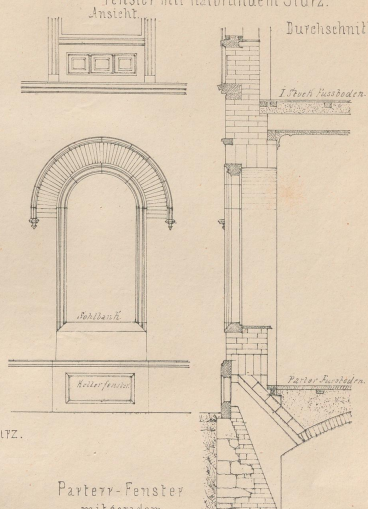
Ansicht.



Fenster mit halbrundem Sturz.

Ansicht.

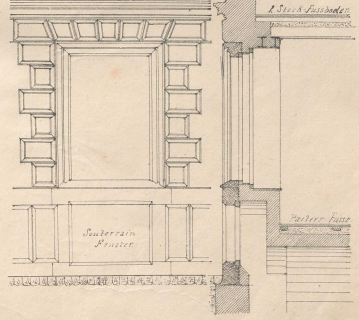
Durchschnitt.




Parterre-Fenster mit geradem Sturz.

Ansicht.

Durchschnitt.



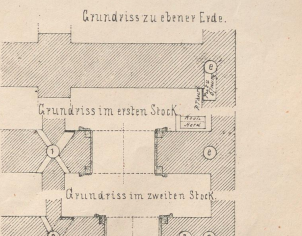
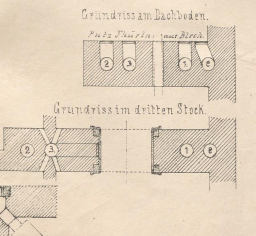
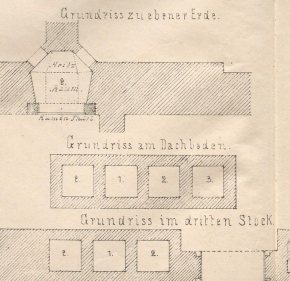
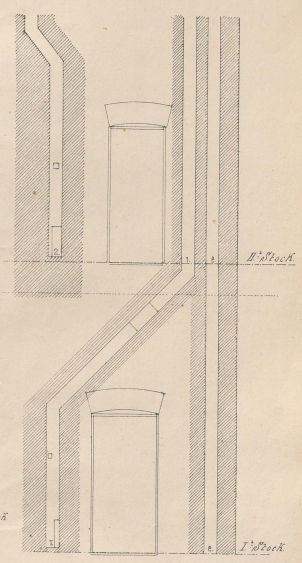
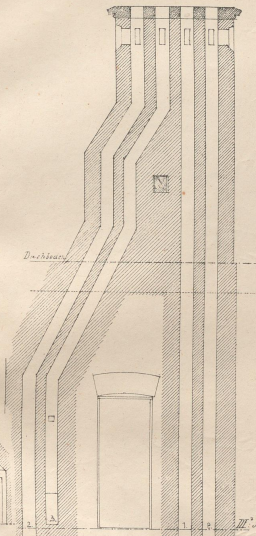
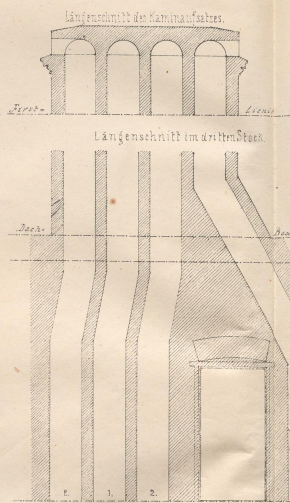
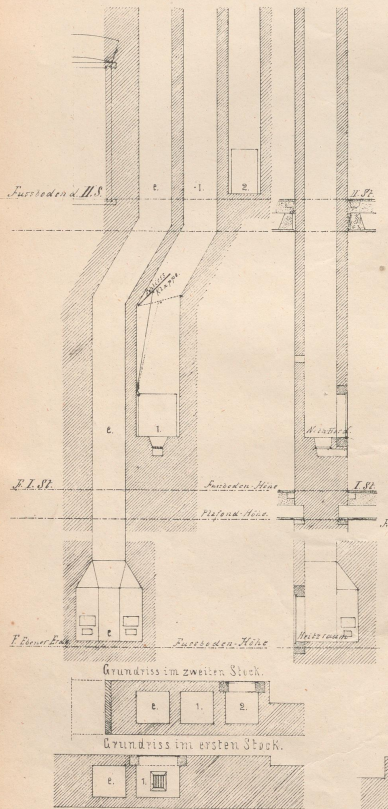



UNIVERSITÄT
PADERBORN
BIBLIOTHEK

GEWÖHNLICHE RAUCHFÄNCE.

Schließbare Rauchfänge.
Längenschnitt. Querschnitt.

Cylinder Rauchfänge.
Längenschnitte.





UNIVERSITÄT
PADERBORN
SAMMELBUND


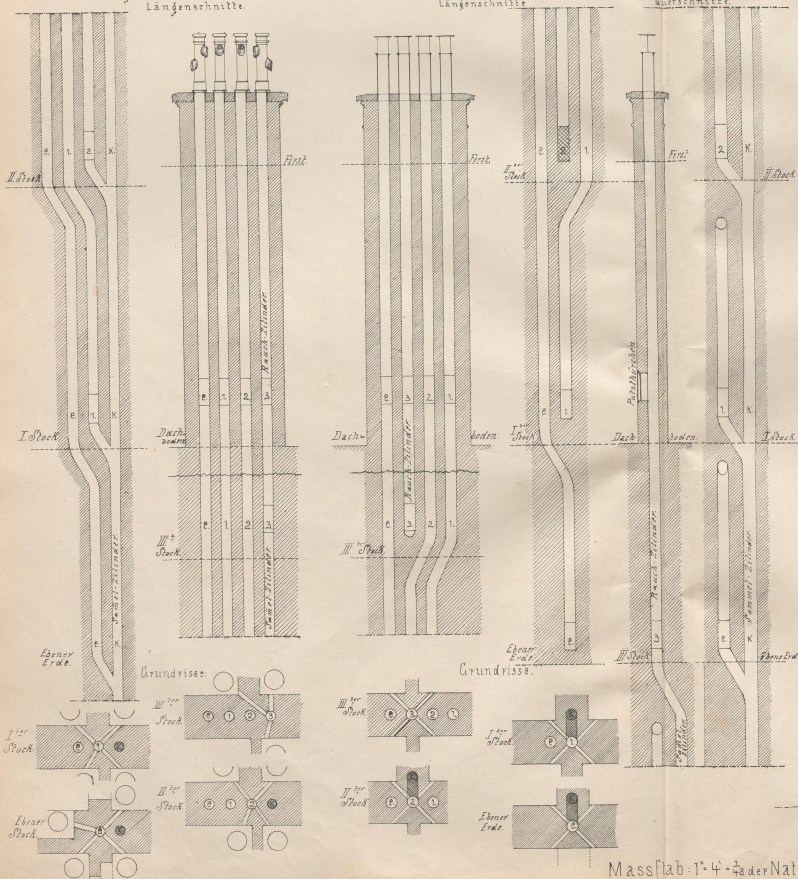
SAMMEL-UND DAMPF KAMINE.

System der Sammel-Cylinder.


mit gleichstehenden kaltem Schlauch.
Längenschnitte.

mit abseits stehenden kaltem Schlauch.
Längenschnitte.


Querschnitte.



Massstab: 1/4 der Natur.

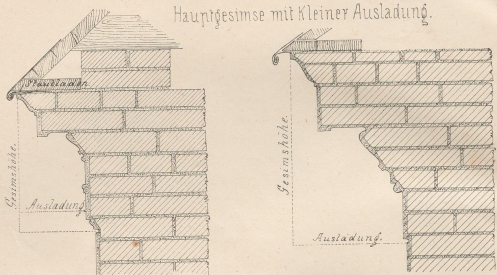


UNIVERSITÄT
PADERBORN

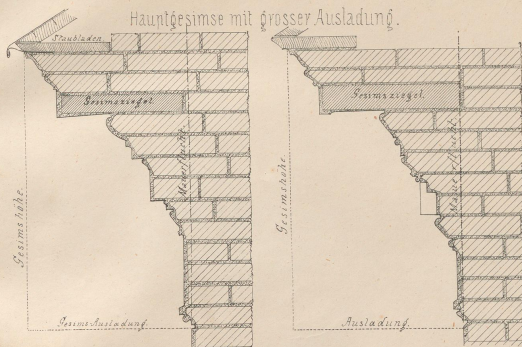


GESIMS-MAUERWERK.

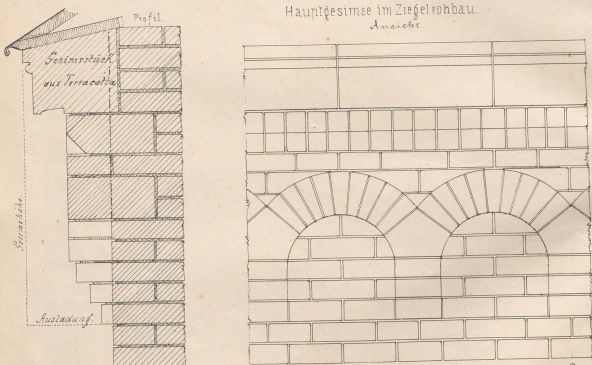
Hauptgesimse mit kleiner Ausladung.



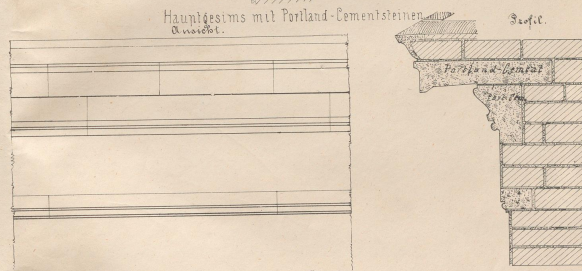
Hauptgesimse mit grosser Ausladung.



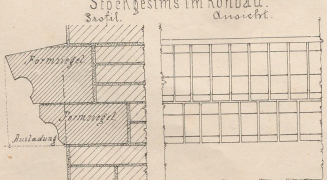
Hauptgesimse im Ziegelrohbau.



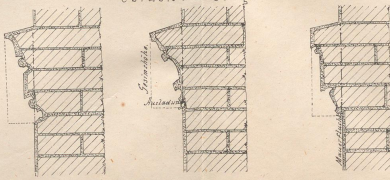
Hauptgesims mit Portland-Cementsteinen.



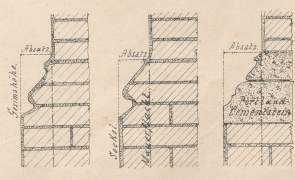
Stoekgesims im Rohbau.





Cordon- & Stoekgesimse.



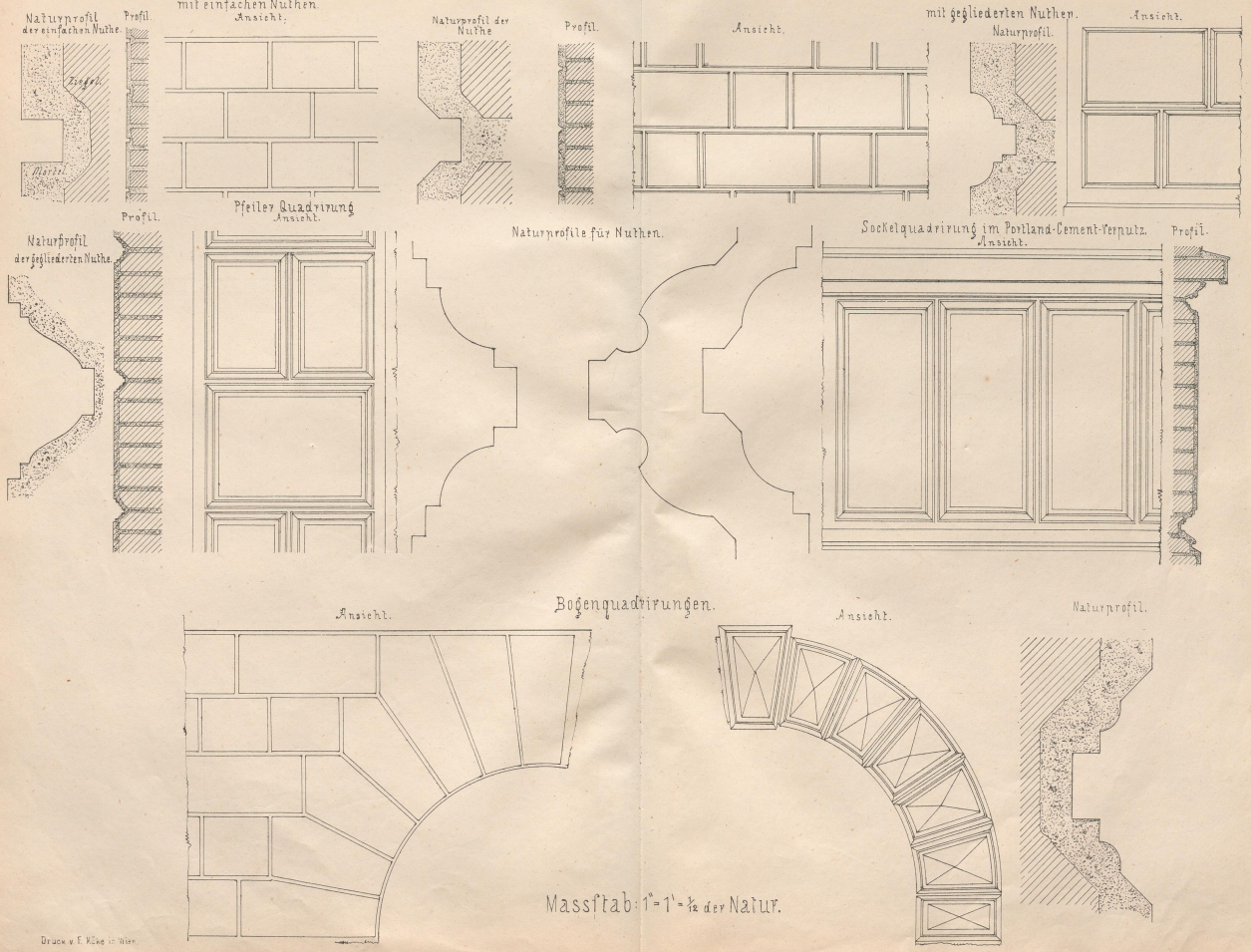
Fuss- & Soekelgesimse.








NUTHEN UND QUADRIRUNGEN.



Massstab: 1" = 1/2 der Natur.

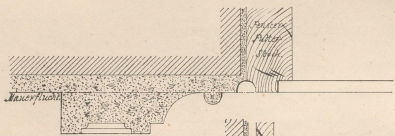
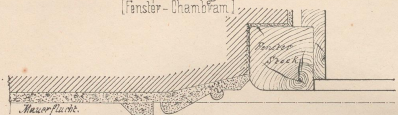
UNIVERSITÄT
PADERBORN
BIBLIOTHEK

UNIVERSITÄT
PADERBORN

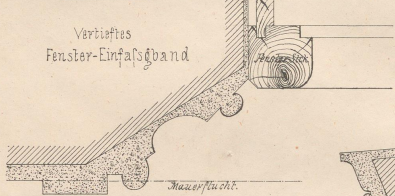


GEZOGENE G. ESIMSE.

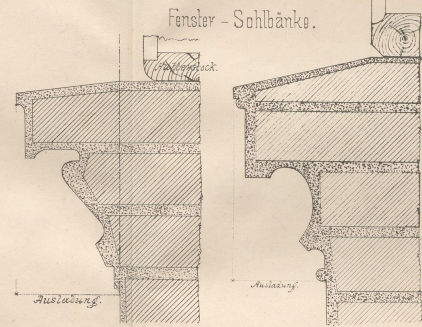

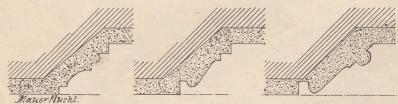
Fensterumfassungsbänder.
(Fenster-Chambpam.)




Vertieftes
Fenster-Einfassband



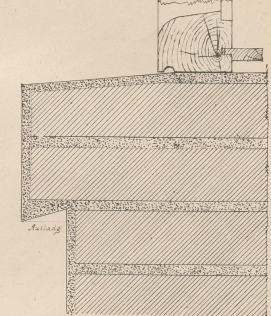
Felderprofile.



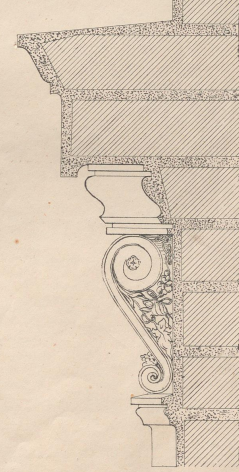
Fensterüberdachung.



Glatte Fenster-Sohlbank
(falsche)



Fensterüberdachung mit Consolen.




1771

Universitäts- und Landesbibliothek Bonn
Ludwigstr. 16
53117 Bonn

UNIVERSITÄT
PADERBORN
BIBLIOTHEK
JOHANNES KEPLER
STRASSE 1
33097 Paderborn




Universitäts- und Landesbibliothek Bonn
Ludwigstr. 16
53117 Bonn



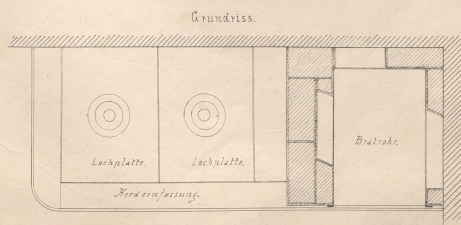
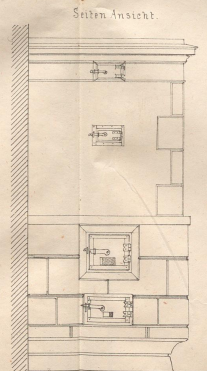
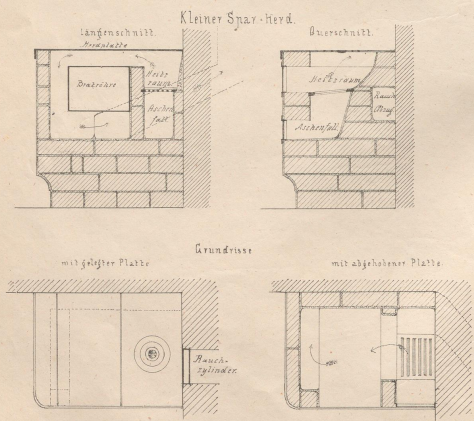
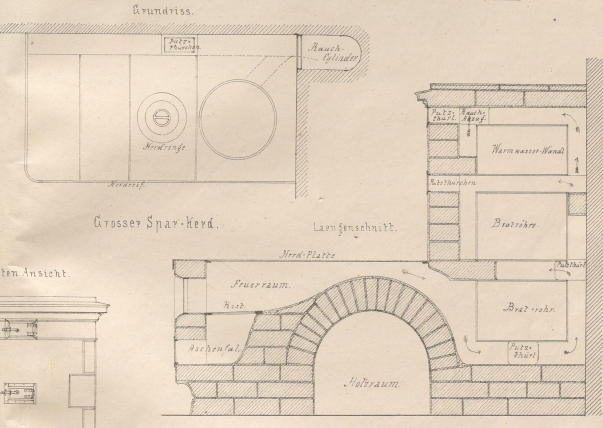
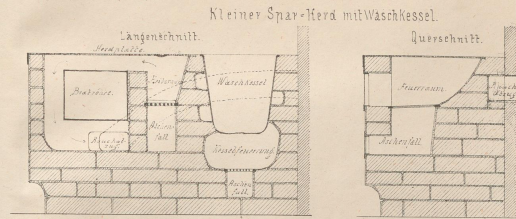
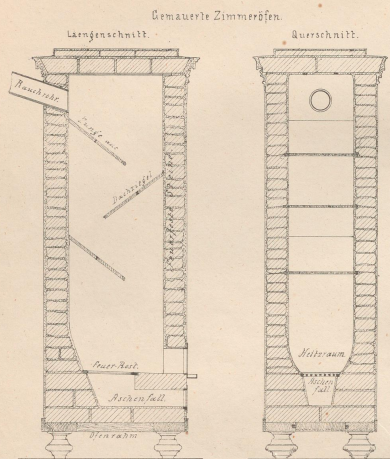
Universitäts- und Landesbibliothek Bonn
Ludwigstr. 16
53117 Bonn

HEITZOR EN DIM
UND WROSTEH

WASSERSCHNITT




HEITZOFEN UND KOCHHERDE.



BLATT 23

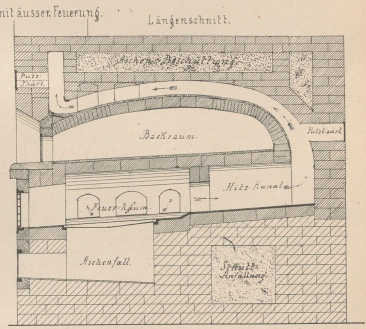
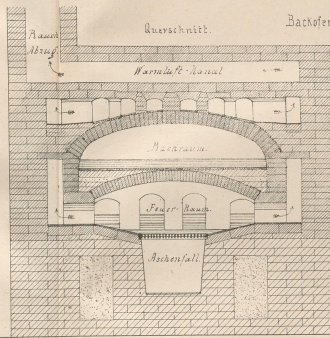
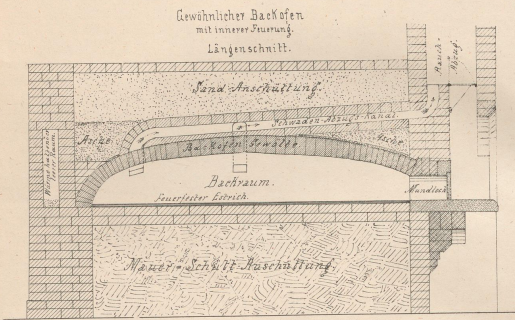
UNIVERSITÄT
PADERBORN
BIBLIOTHEK



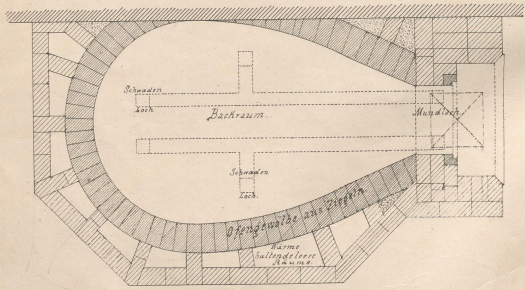
FRONT
BACK

FRONT

A. MAURER ARBEITEN.
BACK-OEFEN.

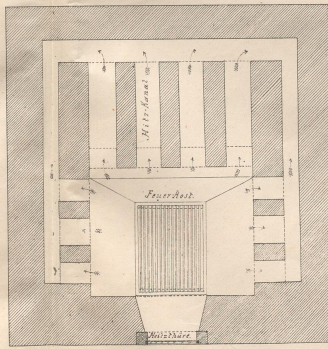


Grundriss des Backofens.

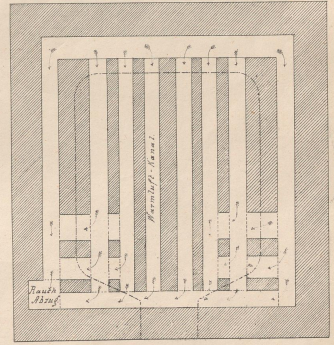



Grundriss

des Heiz-Raumes.



oberhalb des Backraumes.

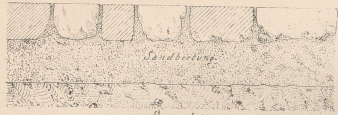




UNIVERSITÄTS-
BIBLIOTHEK
PADERBORN


B. PFLASTERER-ARBEITEN.
STEIN-PFLASTERUNGEN.

Unreguläres Bruchsteinpflaster.
Profil.



Sandanschüttung

Grundriss.




Reguläres Bruchsteinpflaster.
Profil.



Sandanschüttung

Grundriss.

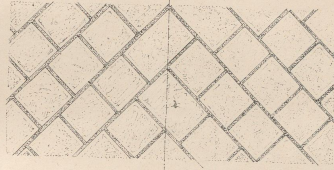


Reguläres Würfelpflaster.
Profil.

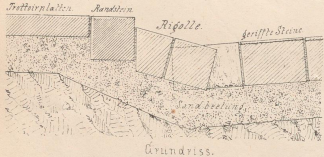


Sandanschüttung

Grundriss.



Würfelpflasterung.
Profil.



Festtrittplatten

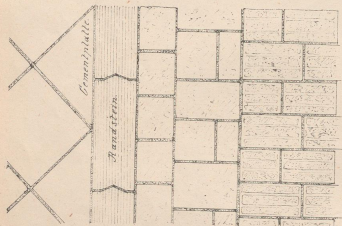
Randstein

Rigolle

geschnittene

Steine

Grundriss.



Kiess-Stein-Pflasterung.
Profil.



der Fahrbahn

der Rigolle

Sandanschüttung

Grundriss.

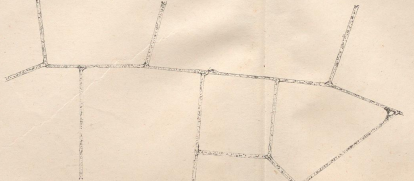


Unregelmässiges Plattenpflaster.
Profil.

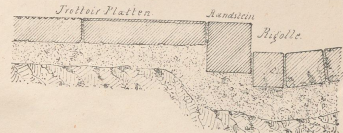


Sandanschüttung

Grundriss.



Reguläres Plattenpflaster.
Profil.

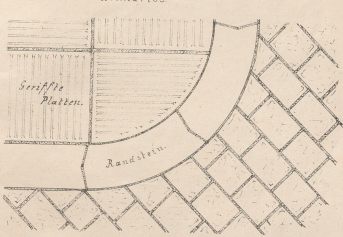



Festtrittplatten


Randstein

Rigolle

Grundriss.









B. PFLASTERER-ARBEITEN.
ZIEGEL-PFLASTERUNGEN.

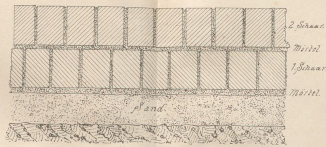
Stehendes Ziegelpflaster
Profil.




Grundriss.



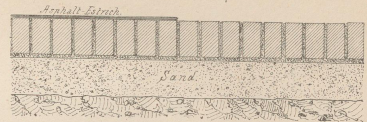
Doppeltes stehendes Pflaster
Profil.




Grundriss.




Stehendes Ziegelpflaster
Profil.



Grundriss.




Liegendes Ziegelpflaster
Profil.




Doppeltliegendes Pflaster
Profil.



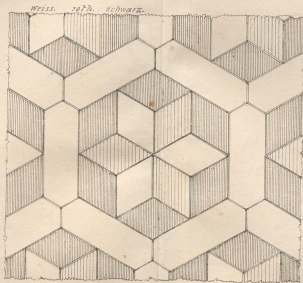
Thon- oder Portland-Cement-Platten
Pflasterung.
Profil.




Pflasterung mit einfarbigen schattierten Platten.



Pflaster mit farbigen Platten.



Pflasterung mit gefärbten Quadrat-
Einzelplatten.



UNIVERSITÄT
PADERBORN
BIBLIOTHEK

UNIVERSITÄT
PADERBORN
BIBLIOTHEK

UNIVERSITÄT
PADERBORN
BIBLIOTHEK

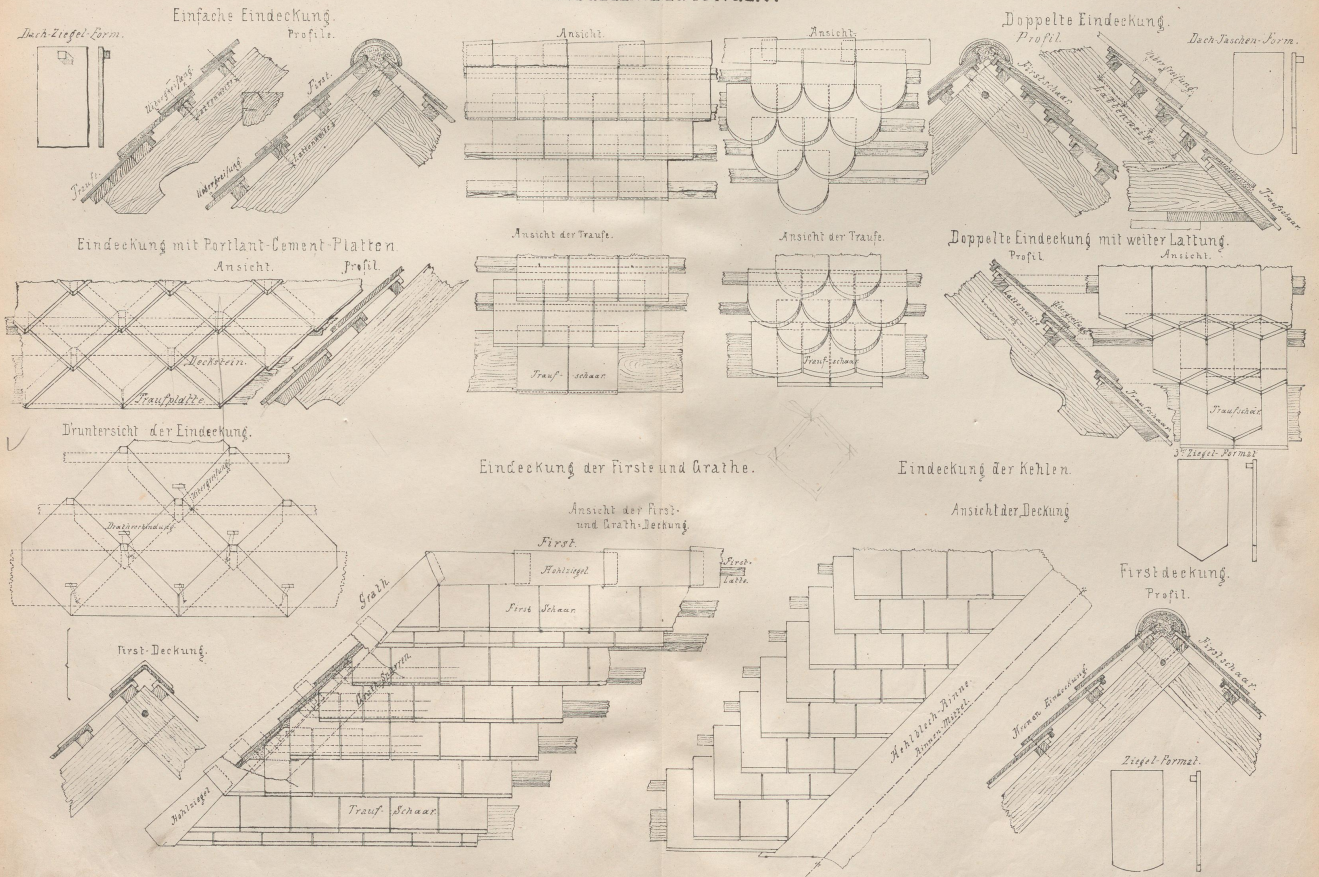
UNIVERSITÄT
PADERBORN
BIBLIOTHEK

UNIVERSITÄT
PADERBORN
BIBLIOTHEK

UNIVERSITÄT
PADERBORN
BIBLIOTHEK

1711

ZIEGELEINDECKUNGEN.



Druck v. F. Köke, Wien.

Maßstab: 1" = 1' 1/2 der Natur.


Verlag v. Carl Gerold's Sohn in Wien.

VERGLEICHENDE
C. SCHREIBUNG UND SCHREIBUNG
SCHREIBUNG

2. UMSCHWITT

Einige Beispiele
aus dem Jahre 1870

Doppelte Umschwittung
aus dem Jahre 1870
aus dem Jahre 1870
aus dem Jahre 1870



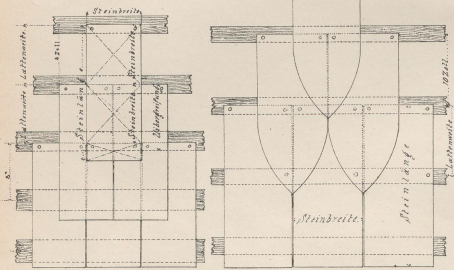
Detail der Umschwittung
aus dem Jahre 1870

Umschwittung eines deutschen
aus dem Jahre 1870

SCHIEFEREINDECKUNGEN.

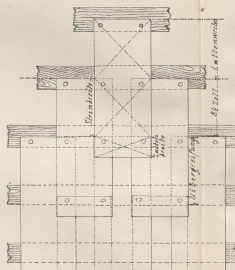
Doppelte Überdeckungen auf weiter horizontaler Lattung.

mit englischen Rechteckformen. Ansicht. mit französischen Schuppen.



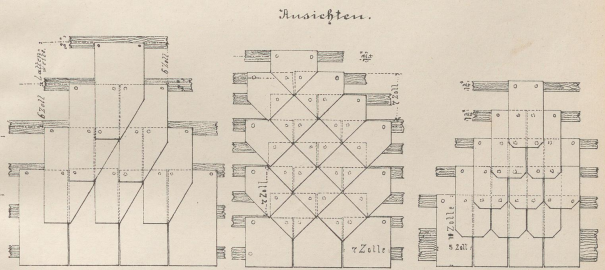
Einfache Überdeckung mit weiter Legung und Übergreifung. Ansicht.

mit belgischen Schuppen.

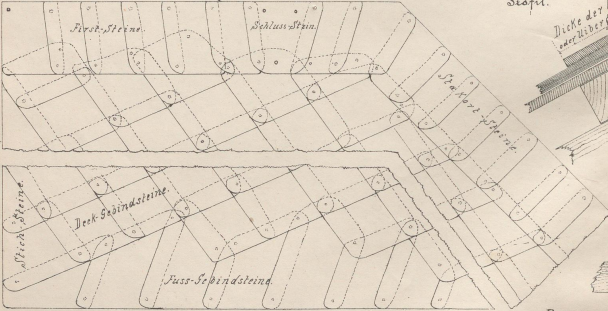


Doppelte Überdeckungen auf enger horizontaler Lattung.

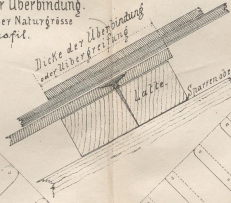
mit böhmischen Schuppen. mit abgeekten Platten. Ansichten.



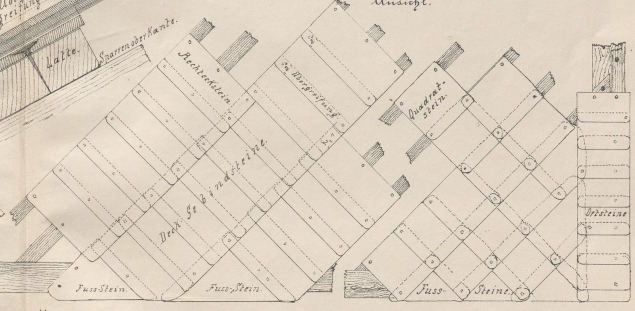
Eindeckung nach deutscher Methode auf Brettverschallung. Ansicht.



Detail der Überbindung in halber Naturgrösse. Ansicht.

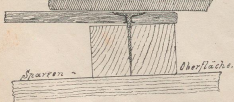


Eindeckung auf diagonaler Lattung mit zwei zölliger Übergreifung. Ansicht.

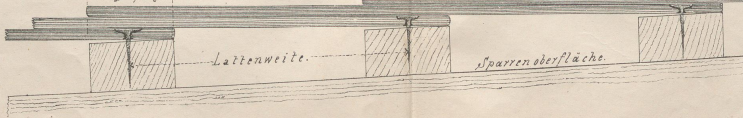


Detail in halber Naturgrösse für die doppelte Eindeckung. Ansicht.

Übergreifung bei einfacher Eindeckung. Ansicht.



Übergreifung



Auflager bei Brettverschallung. Ansicht.




Druck v. F. Köke in Wien


Massstab: 1" = 1/4 der Naturgrösse.

Verlag von Carl Gerold's Sohn in Wien

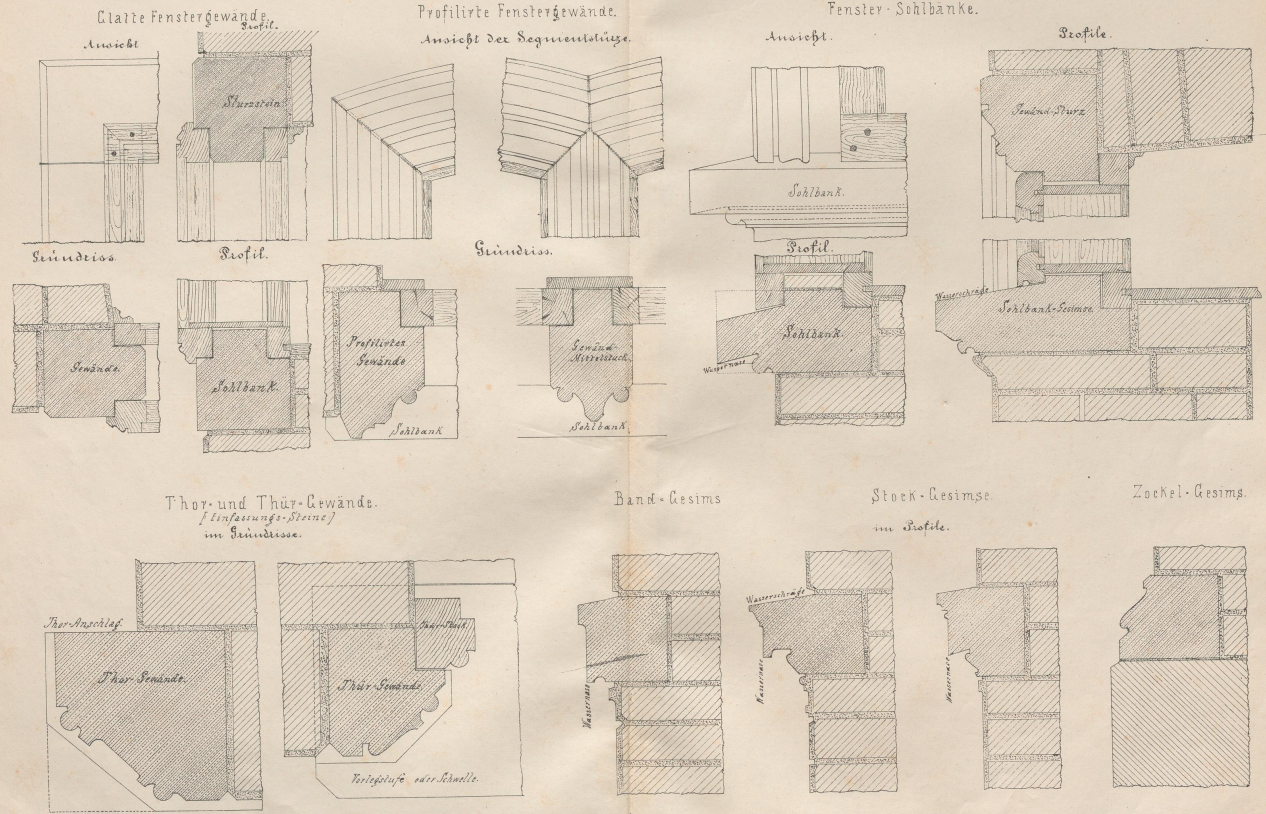
LEWIS
DECKER
KUNDE



UNIVERSITÄT
PADERBORN



GEWÄNDE, SOHLBÄNKE UND GESIMSE.



Druck v. F. Köke in Wien.


Massstab: $1^m = 6^{\frac{3}{4}}$ der Naturgröße.

Verlag von Carl Gerolds Sohn in Wien


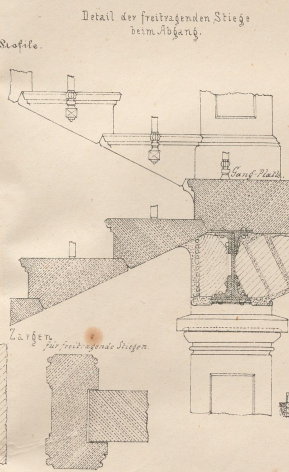
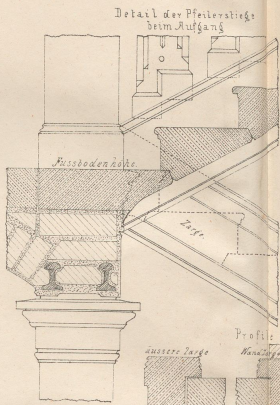
UNIVERSITÄT
PADERBORN
BIBLIOTHEK

MITZ TÜRCKEN
HERRN STEIN

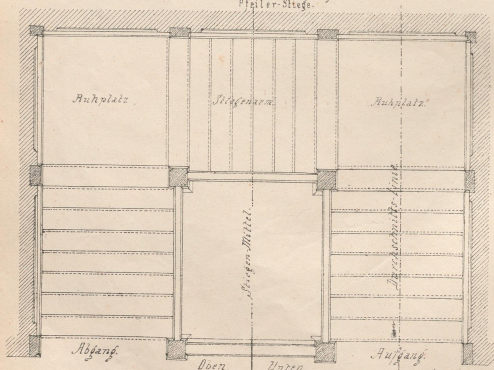
STEINERNE STIEGEN.



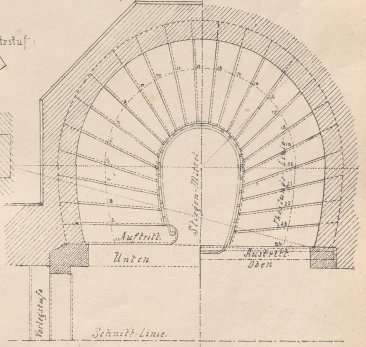
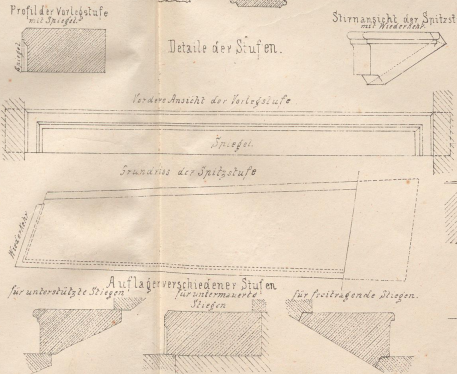
Grundriss der dreiwürdigen geraden Pfeiler-Stiege



Grundriss in Kuffenform




Druck v. F. Kábe in Wien



Maßstab: 1:4 und 1:1 der Naturgrösz.

Verlag v. Carl Gerolds Sohn in Wien

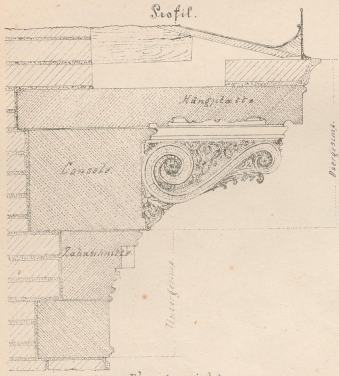
UNIVERSITÄT
PADERBORN
BIBLIOTHEK




UNIVERSITÄT
PADERBORN
BIBLIOTHEK

WABSCHNITT

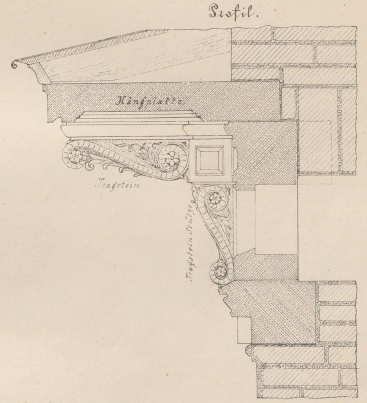

HAUPTGESIMSE.




mit Consolen.
Ansicht.



mit unterstützten Tragsteinen.
Ansicht.




Druntersicht.




Scapil.

mit überwölbten Tragsteinen.
Ansicht.



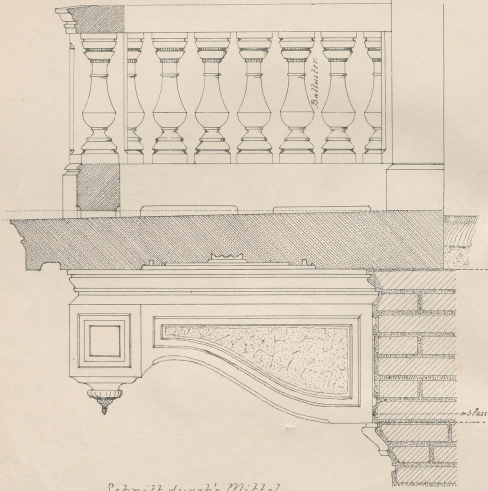
Druntersicht.



101100

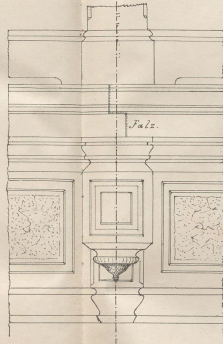
BALKONE.

Schnitt durch die Mitte.




Durchlaufender Balkon mit Balluster-Geländer.

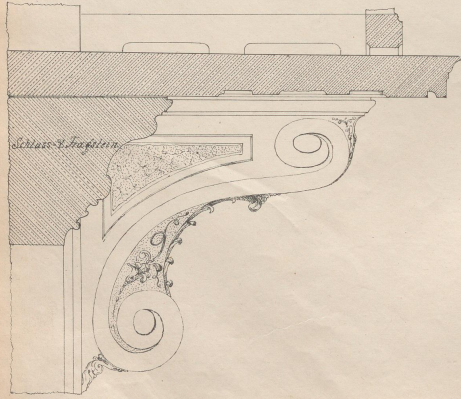
Vordere Ansicht des Tragesteins.




Übersicht der Balkonplatten.




Schnitt durchs Mittel.



Balkon mit einer Platte. Ansicht.



Übersicht der Platte.



Druck v. F. Köber in Wien.

Maßstab: 1:1 der Natur.

Verlag von Carl Gerold's Sohn in Wien.

