



UNIVERSITÄTS-  
BIBLIOTHEK  
PADERBORN

**Reise-Aufnahmen aus Lippoldsberg, Höxter (Oberweser)  
und Wimpfen i. Th. der Schüler des vierten Baukurses  
Polytechnikum Hannover**

**Hase, Conrad Wilhelm**

**Hannover, 1876**

Abbildungen


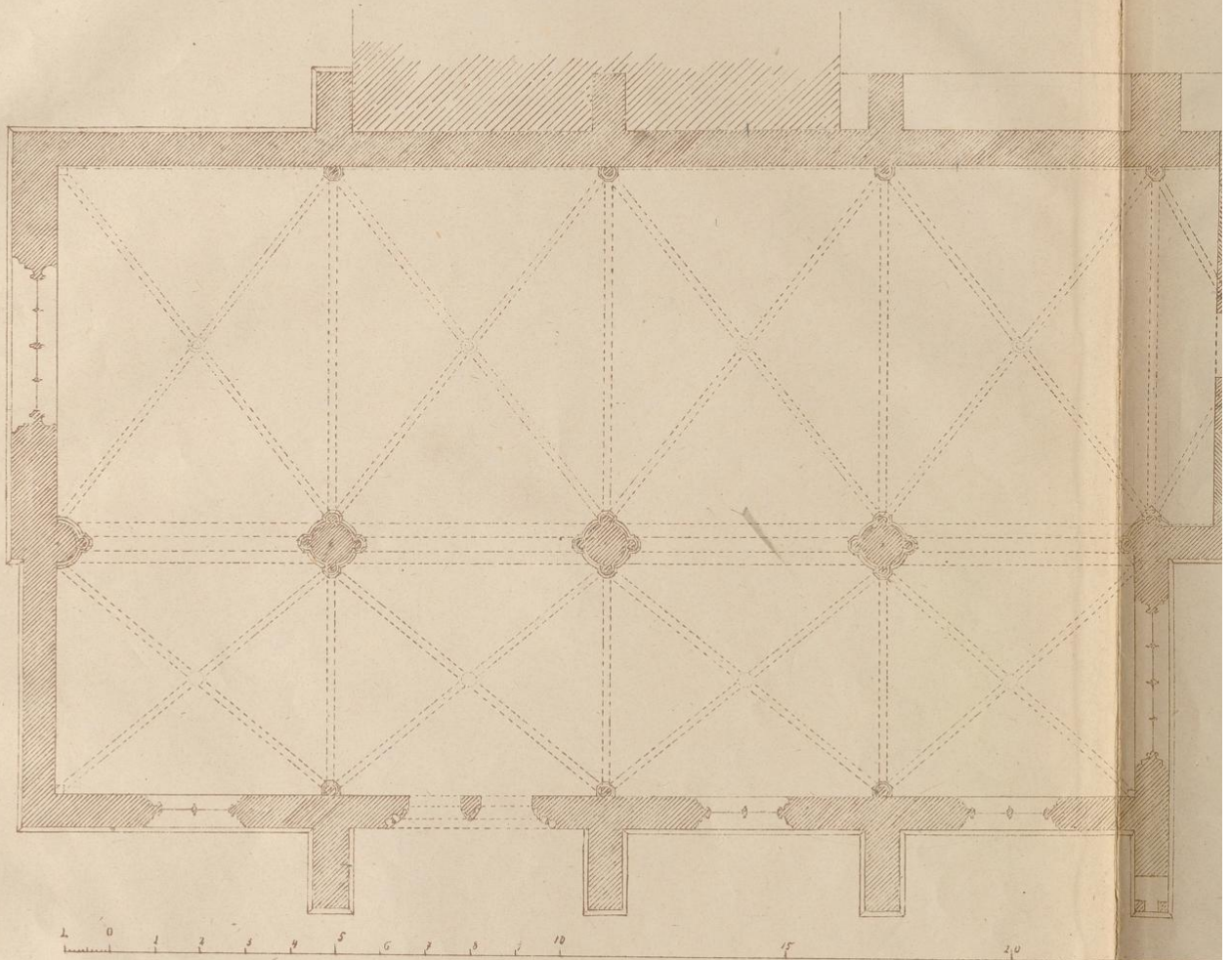
---

[urn:nbn:de:hbz:466:1-81486](https://nbn-resolving.org/urn:nbn:de:hbz:466:1-81486)

Badenkmal an der Oberweiser.

Quarfen-Kirche 70. 1281.

Grundriss- und Schloßstein des Chores



Druck v. August Curtze in Hannover.


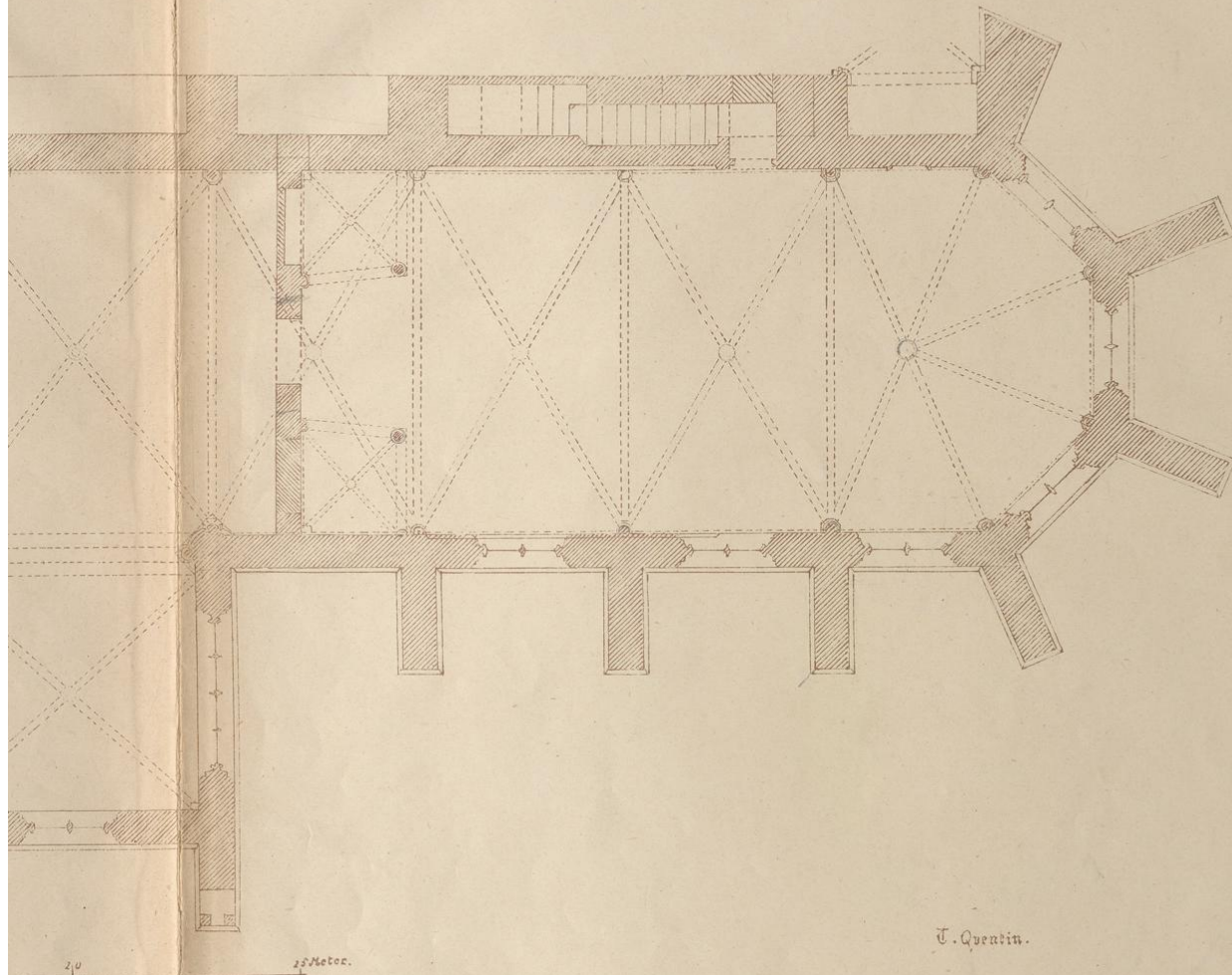


# Kirche zu Witten

1281.

End-Schlussstein des Chores.

Blatt: 1.




H. Schaper.
















Querschnitte.



M. 1:100.

P. Groothoff.



















Q: 1:100

B. Grotthoff











Längenansicht:


















Veransicht.



M: 1:100



Choransicht



M. 1. 100

J. G. G. Hoff




5

17



5

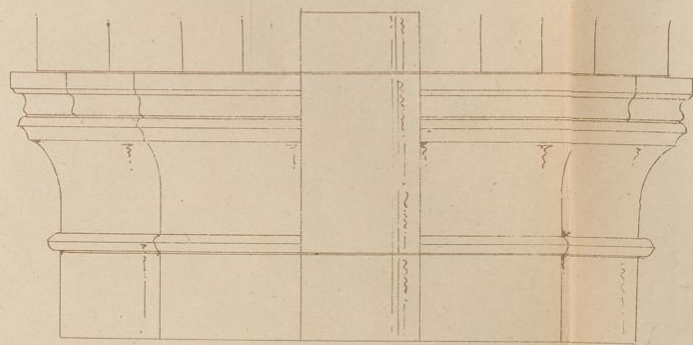




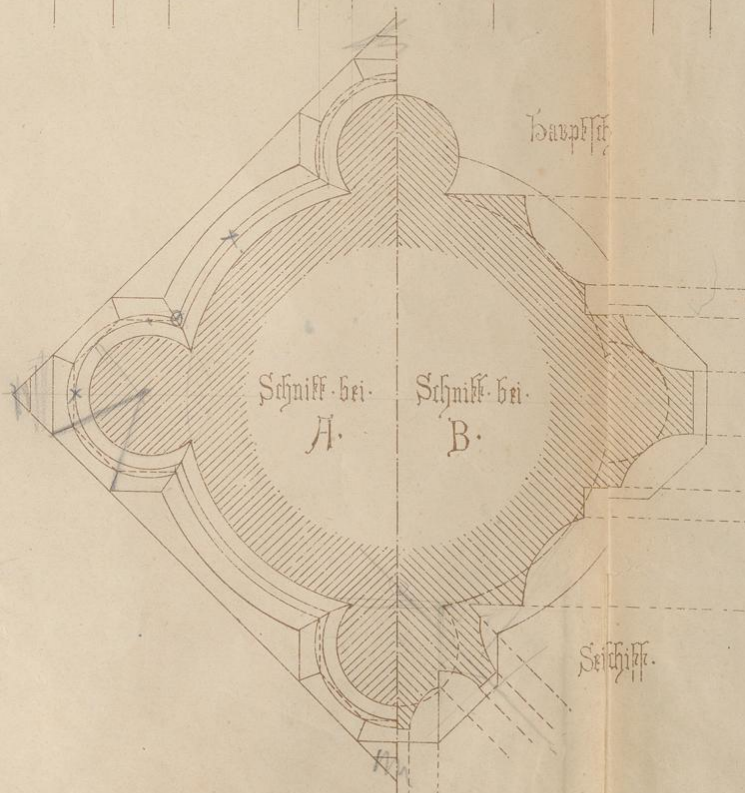
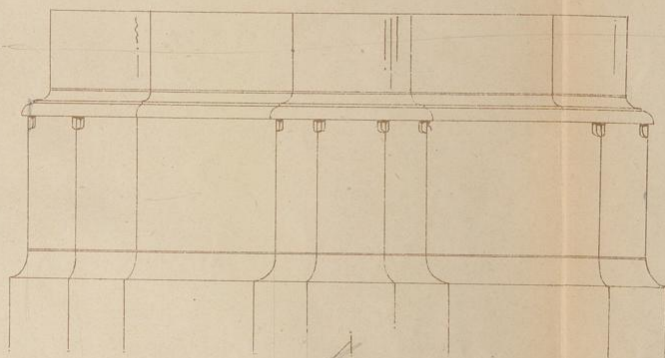
Haupt-Pfeiler.

Maasstab 1:10.

B




A

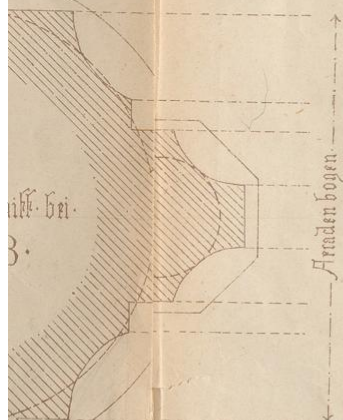




Maßstab 1:10.



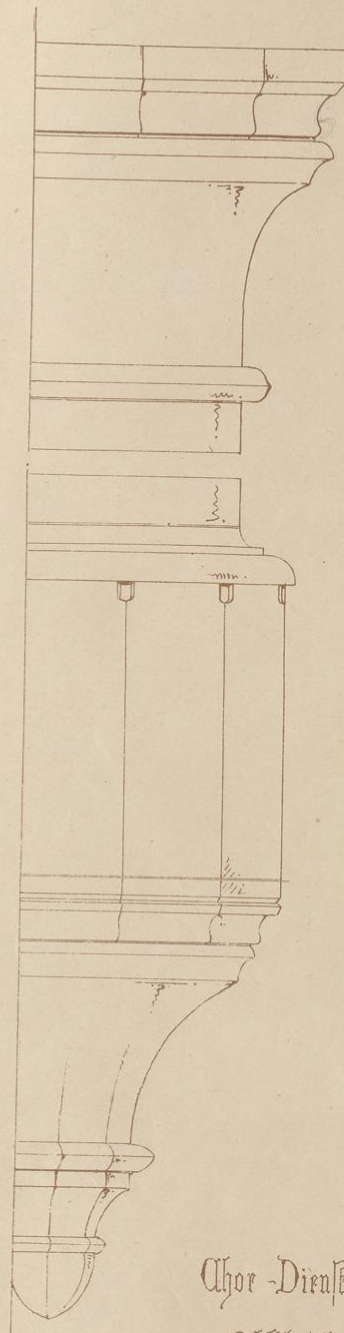
Capitell.



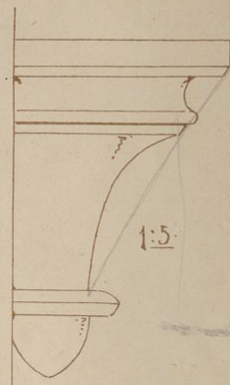
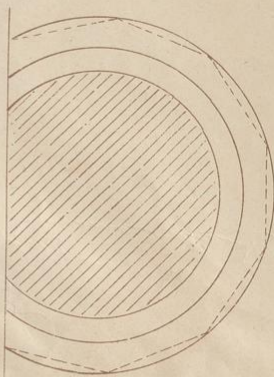
Stk. bei  
3.

Seitenschiff.

Araden bogen

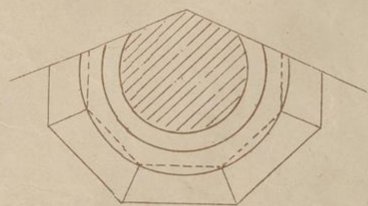



Chor-Dienste.  
Maßstab 1:5.



1:5

Seitenschiff-Console.



H. Grisebach.













Barrenkmalz an der Obermeyer.

Minoriken Kirche St. Nor

Westl. Fenster.

Südl. Thüre



Druck

5

1

1

2

3

4

5



ad. Thüre

Orskl. Fenster.

Schnitt a.b.



Profil der Thüre. 1:10

z. Oster.


J. Wilski.



7










Badenkmale an der Oberweser.


Minoreken Kirche. Jock

Tabernakel.

Piscine im Choe.



Gesamthöhe 2,55 m  
Gesamtbreite 1,805 m



f. 114, als Aufsatz v. f. 114. 3




u. Kirche. Fenster?


Blatt 8.

ne im Chor.



Chor Fenster.



Södl. Seiten Schiff-  
Fenster.



A. Wiluski.





8

1









Barockmale an der Oberwiese.


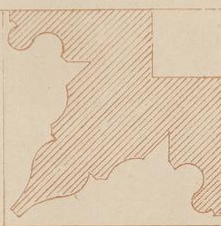
Minoriten Kirche 20



Wandpfeiler.



Wandpfeiler.



Schnitt-abr.




Schlussstein  
des  
süd. Treppentur.



M: 1:20


M: der Details 1:5








Refuge feld.



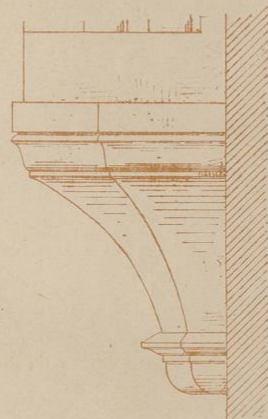
Nördlicher Kellner

Grundriss



Mittlerer Lichte

Wandconsolle



M: 1:25

M: der Details 1:5

3 meter

60 centimeter

T. Groothoff



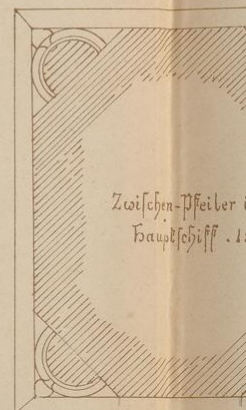







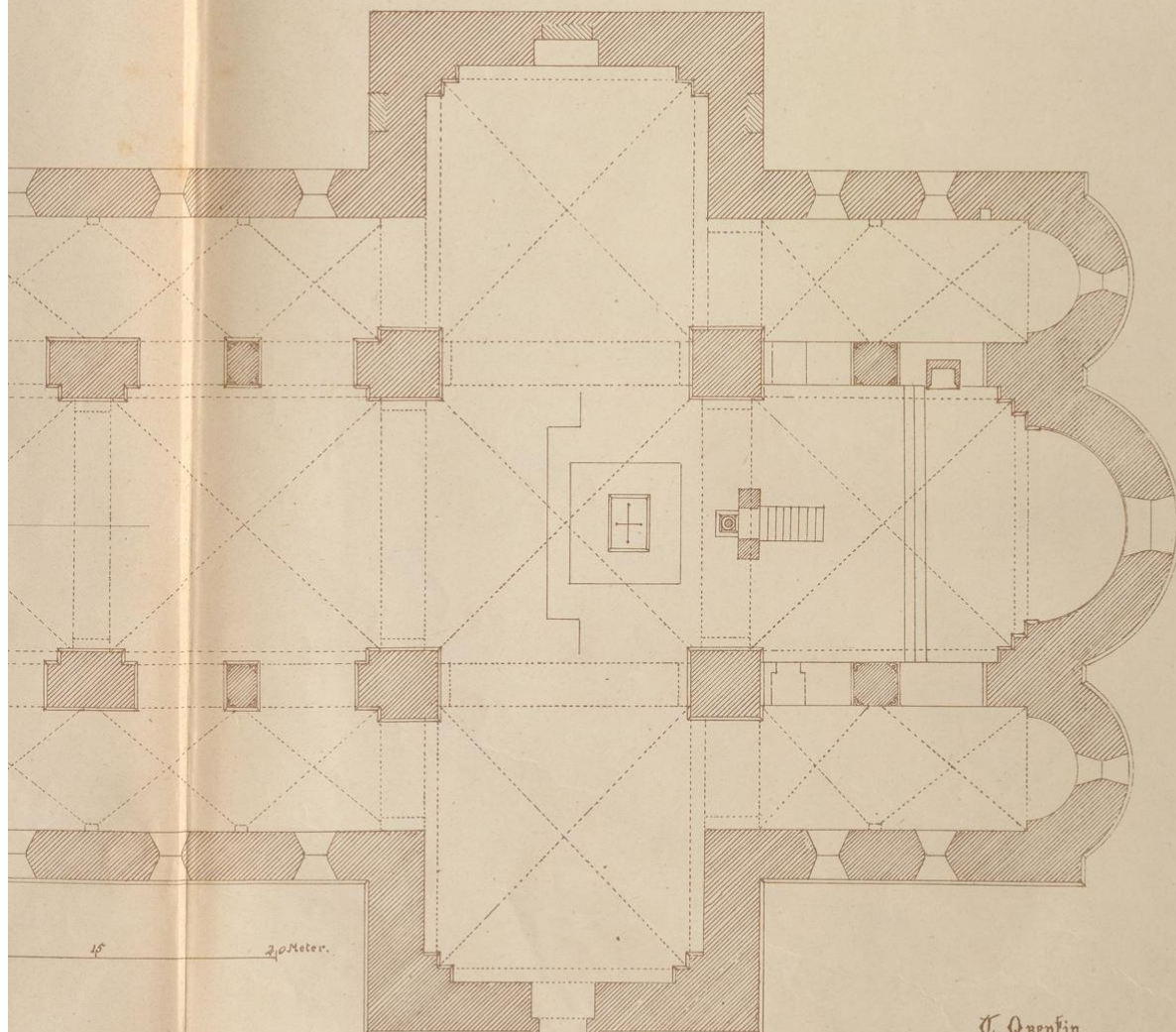








Grundrisse.




T. Qvenkin.












BauDenkmale an der Oberweser.

Klosterkirche zu Lippold  
Querschnitt.

Schnitt durch das Querschiff.





Schnitt durch das Hauptschiff




E. Groothoff












Baudenkmale an der Oberweser.

Klosterkirche zu Lippo

Längenschnitt.




10 9 8 7 6 5 4 3 2 1 0

W



Trangenschmitt



W

20


100 meter

J. G. Grotthoff.





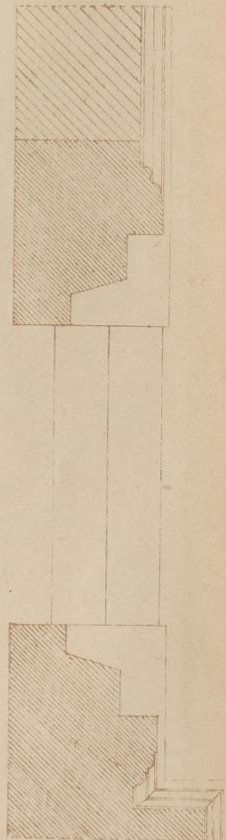
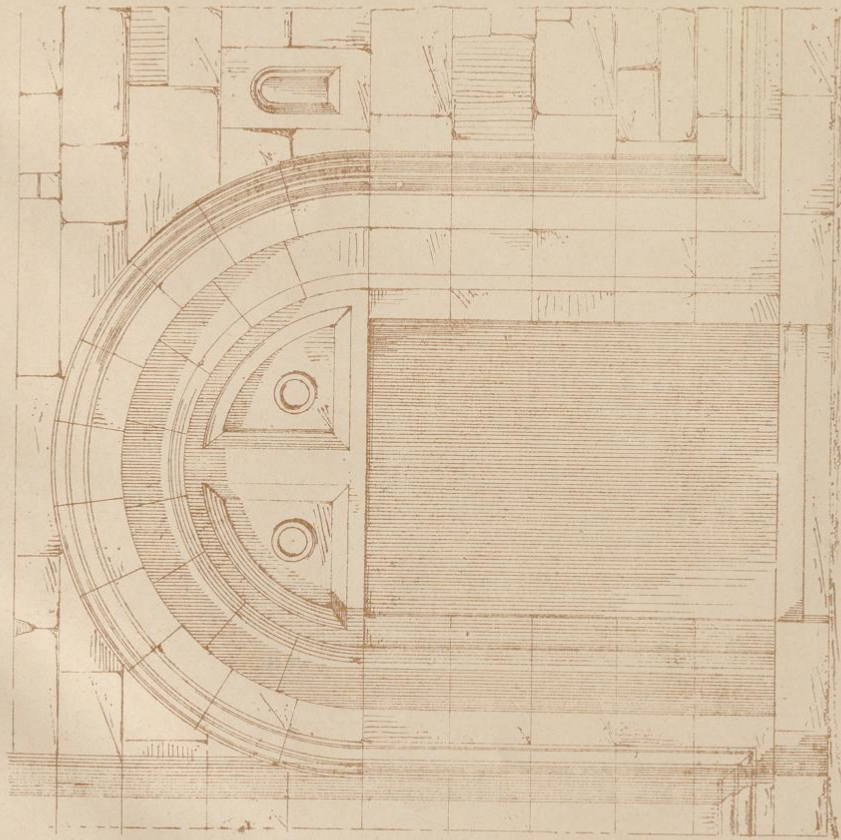






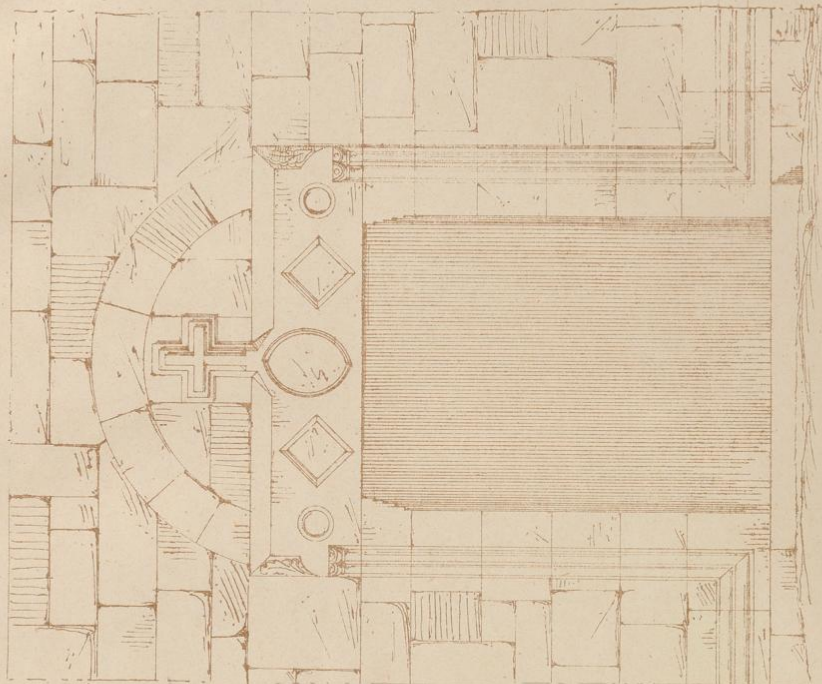
Bandenknaute an der Obermauer.

Schornstein



Blatt. 12.

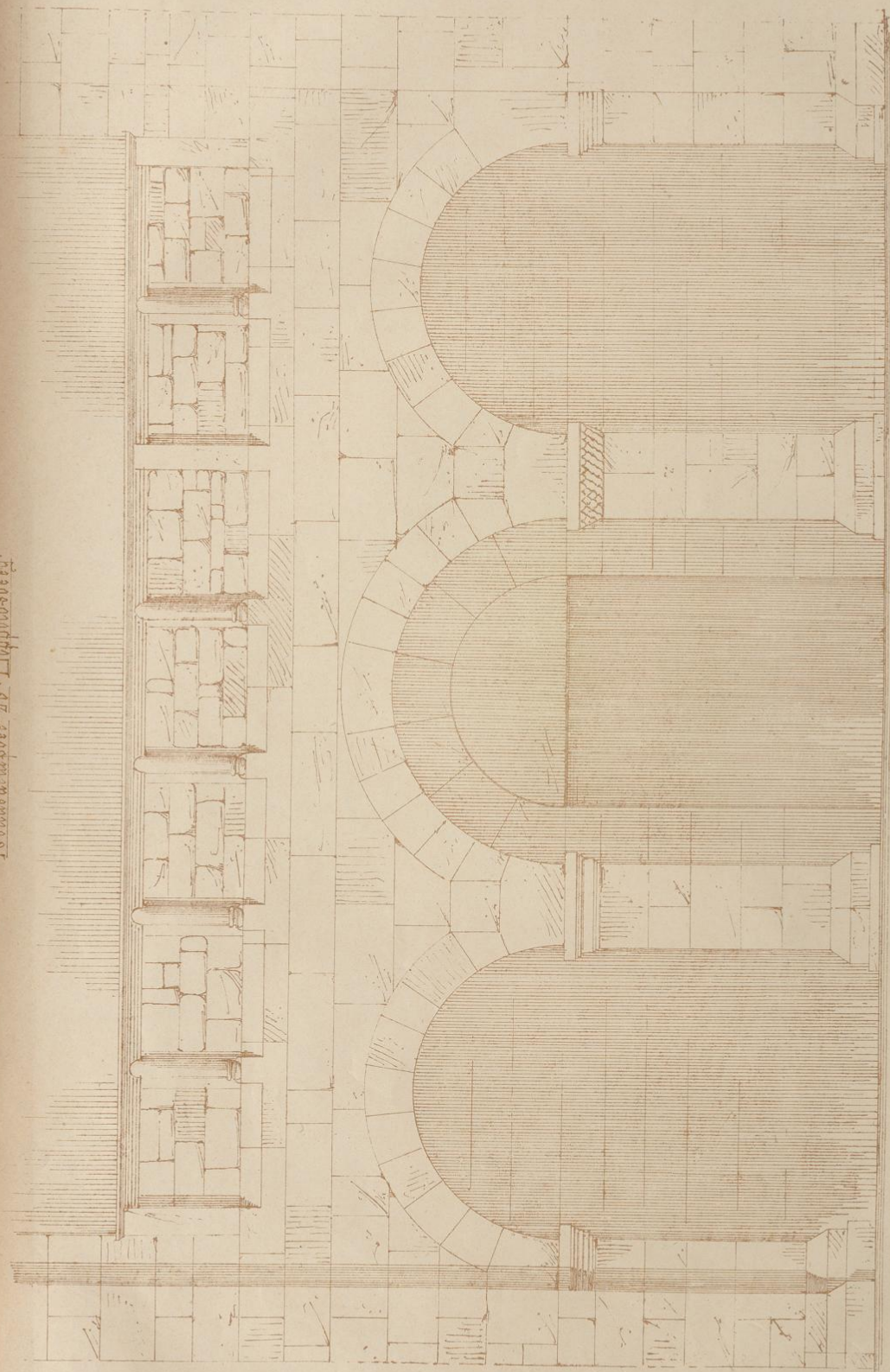
Südportal



Bruchstücke von Lippoldsborg.



Reinhardtsberg. zu Lippoldstern.




1. 2. 3. 4. 5. 6. 7. 8. 9. 10. 11. 12. 13. 14. 15. 16. 17. 18. 19. 20. 21. 22. 23. 24. 25. 26. 27. 28. 29. 30. 31. 32. 33. 34. 35. 36. 37. 38. 39. 40. 41. 42. 43. 44. 45. 46. 47. 48. 49. 50. 51. 52. 53. 54. 55. 56. 57. 58. 59. 60. 61. 62. 63. 64. 65. 66. 67. 68. 69. 70. 71. 72. 73. 74. 75. 76. 77. 78. 79. 80. 81. 82. 83. 84. 85. 86. 87. 88. 89. 90. 91. 92. 93. 94. 95. 96. 97. 98. 99. 100.

1. 2. 3. 4. 5. 6. 7. 8. 9. 10. 11. 12. 13. 14. 15. 16. 17. 18. 19. 20. 21. 22. 23. 24. 25. 26. 27. 28. 29. 30. 31. 32. 33. 34. 35. 36. 37. 38. 39. 40. 41. 42. 43. 44. 45. 46. 47. 48. 49. 50. 51. 52. 53. 54. 55. 56. 57. 58. 59. 60. 61. 62. 63. 64. 65. 66. 67. 68. 69. 70. 71. 72. 73. 74. 75. 76. 77. 78. 79. 80. 81. 82. 83. 84. 85. 86. 87. 88. 89. 90. 91. 92. 93. 94. 95. 96. 97. 98. 99. 100.











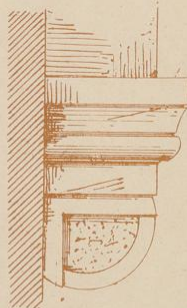
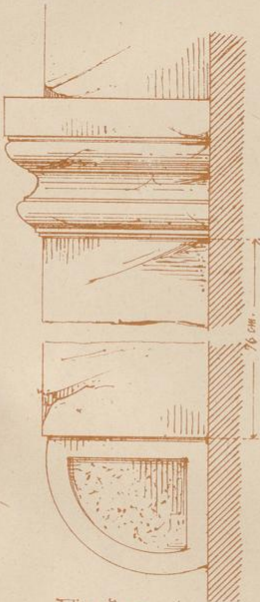
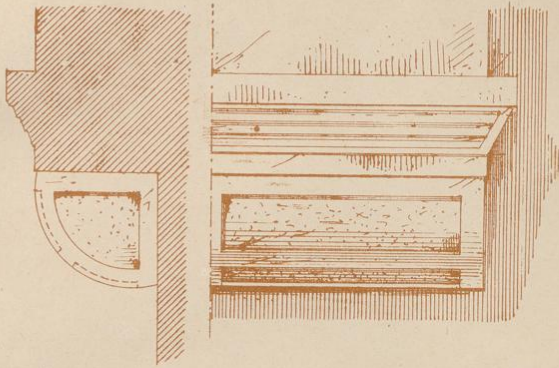
Barrenkmal an der Oberweser.

Klosterkirche zu Kippoldt.

Detail

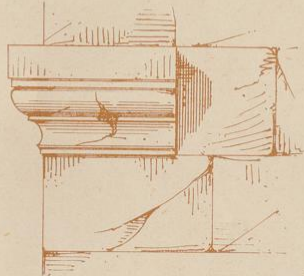
der

Consolen im Haupt- u. Neben




Console im Thurm.

Aus dem  
Hauptschiffe.




Kämpferprofile.



Gewölbe u. Fugenschchnitt im S.

Maßstab 1:10






Detail

der


Stulen im Haupt- u. Nebenschiffe:



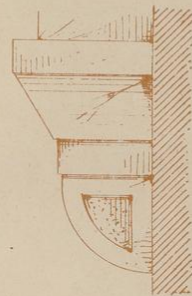
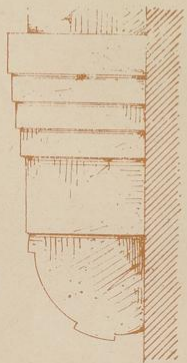
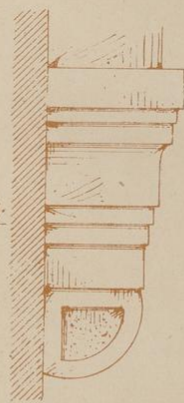
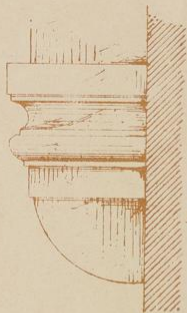
der u. Fugenschiff. im Seitenschiff.

Maassstab 1:10

Nach dem  
Querschiffe.



Nach dem  
Seitenschiffe.




W. Grootjoff.













Bauwerke an der Oberweser;

Klosterkirche zu Kippold


Detail

der

Säulen und Pfeiler




Säulen unter der Nonnenempore



Details von den Zwischenpfeilern

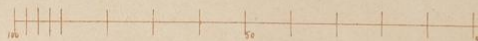
im Querschnitt 1:100

0:10



Am südlichen Seitenschiff

Querschnitt 1:10




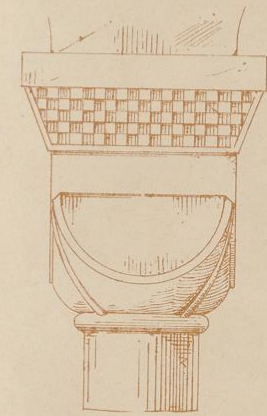





Details

Der

Säulen und Pfeiler

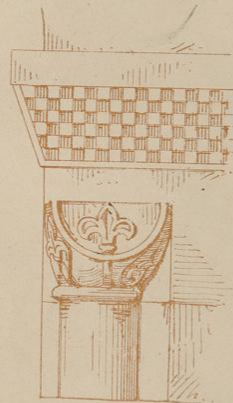




als von den Zwischenpfeilern

im Maßstab 1:100

Maßstab 1:10

Kl. Pfeiler  
im Chor




B. Grotthoff.












Carstein. [Ansichten.]

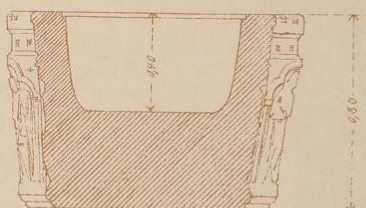
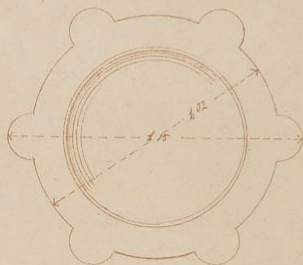




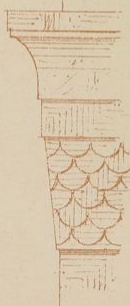
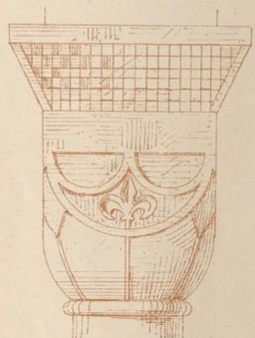
Capstein:

Relief.

Oberansicht und Querschnitt.



Kapitelle und Kämpfergesimse:



Spuren: frueherer Wandmalerei.



Grundton: grau  
Zeichnung: weiß.



Grundton: gelb  
Zeichnung: braunroth.

R: Oerfel.























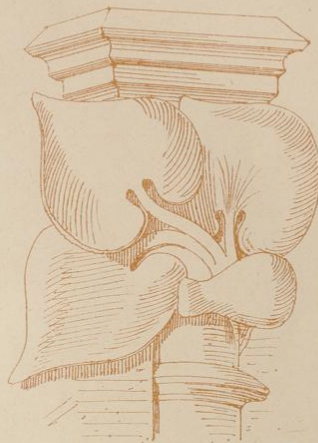
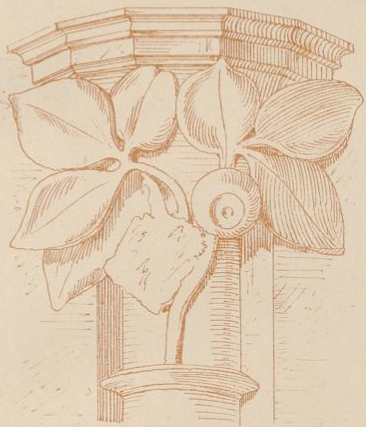




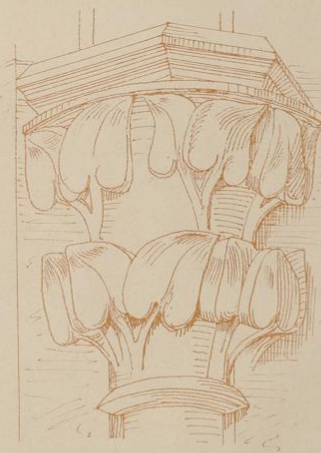
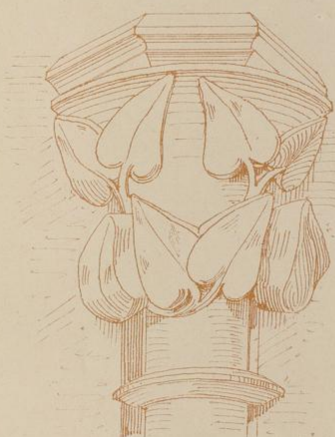


Kirche : zu : Dimpfen  $\frac{1}{2}$  h.

Kapitelle aus dem








R. Ortel






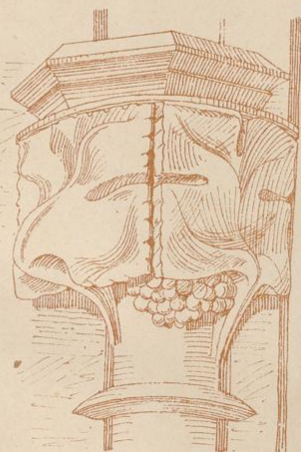






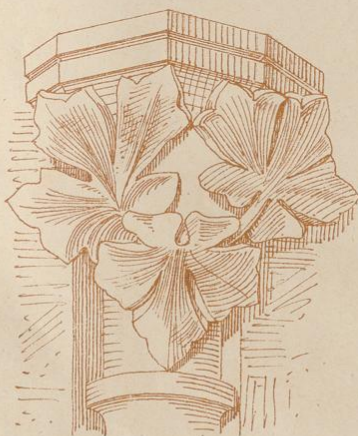


Kirche zu Wimpfen  $\frac{1}{2}$  H

Kapitaele aus dem









K. Ortel.












Kapitelle im Kreuzgang.







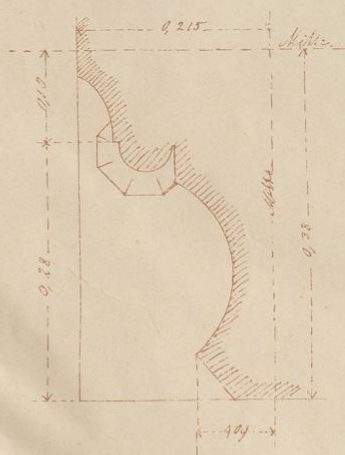
Kapitael im Chor.



Sockel im Kreuzgang.



Bogen und Pfeilerprofil.



Schlussstein vber dem ersten Fenster im Kreuzgang.




K. Oertel.












Bogenzwinkel unter den Chorfenstern.



Schnitt durch a b.



Schnitt durch c d.





Maßstab von den Chorfenstern.



R. Ortel.



