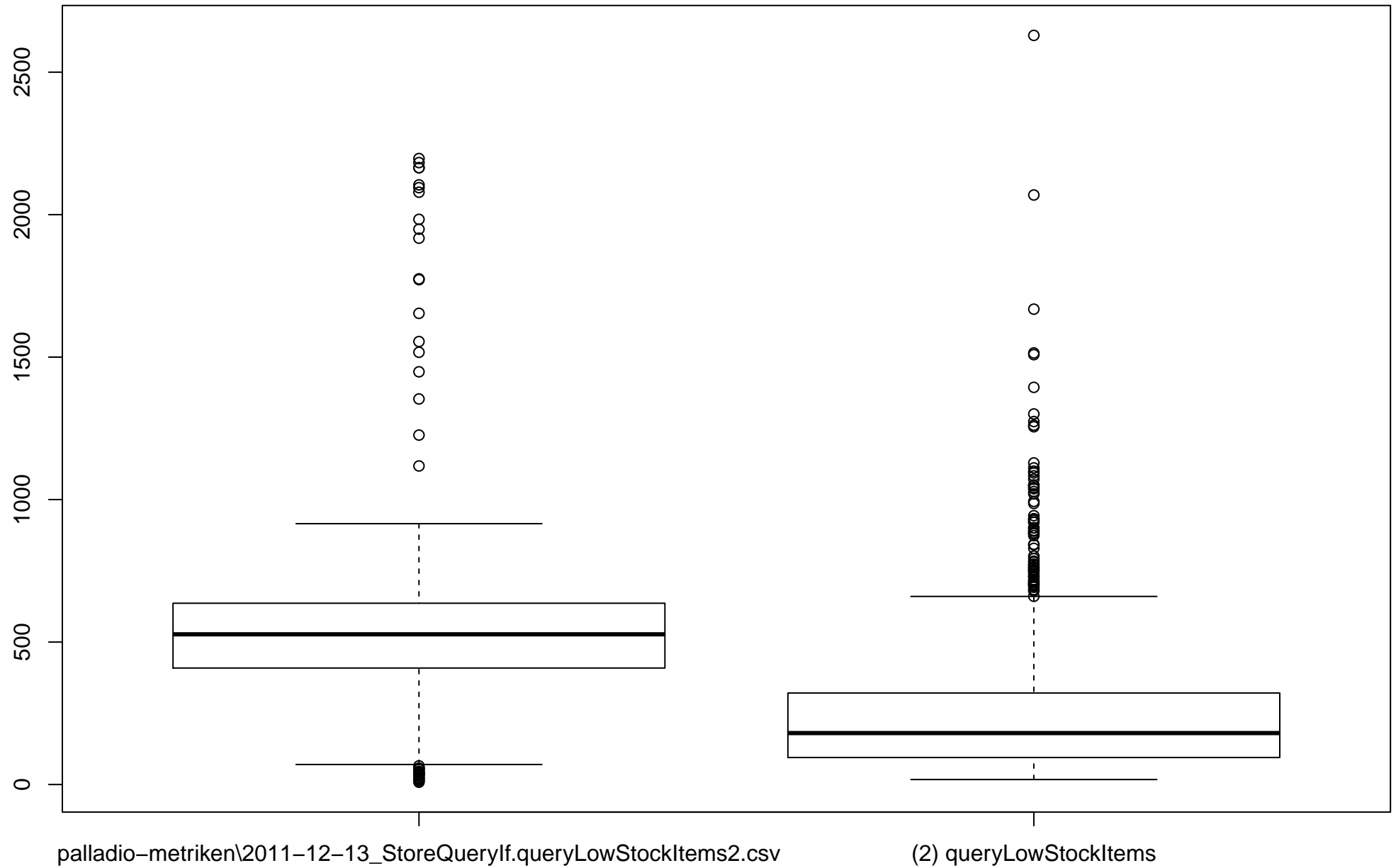


(2) queryLowStockItems : Quartilvergleich – Palladio / Test



palladio-metriken\2011-12-13_StoreQuerylf.queryLowStockItems2.csv

mean: 257.176935982983	529.708593297671
max: 2629.13128	2196.9140764694
bp. max: 660.165067	915.42830551253
bp. Q.75%: 321.0902805	636.254491394145
median: 180.642678	527.18445642813
bp. Q.25%: 94.7715285	408.860293303838
bp. min: 17.54823	70.34793293548
min: 17.54823	8.09574228493
std. dev.: 254.819753535674	247.608349219391

Korrelationskoeffizient: 0.191149336964743

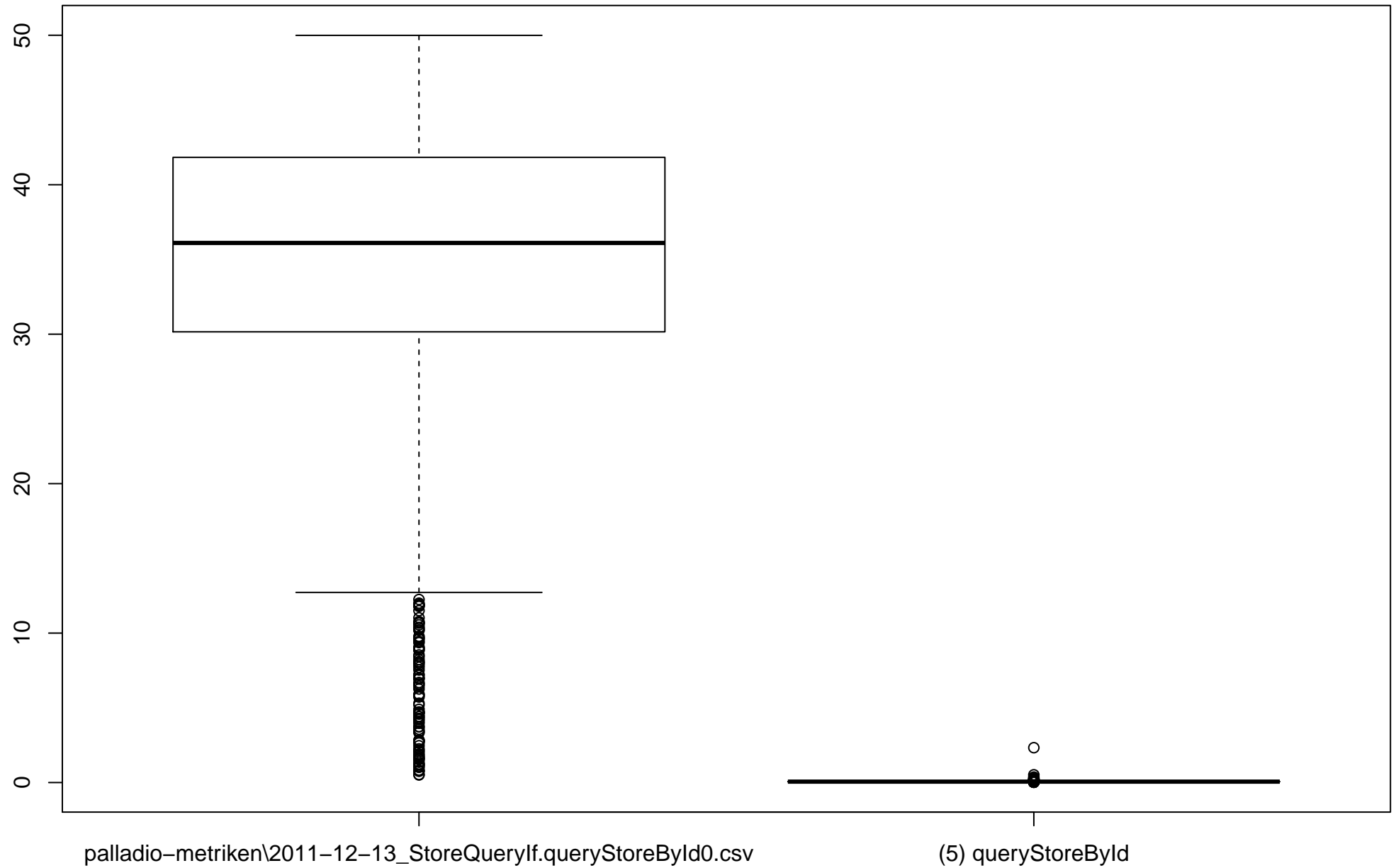
ogorov-Smirnov-Test > (W): d(0.633348343378135); p(1.86876115483154e-175)

ogorov-Smirnov-Test < (W): d(0.0211959725365882); p(0.637239385419233)

Histogramm-Differenzen: 75% = 0.00152792315652296

Histogramm-Differenzen: 50% = 0.00350372219289796

(5) queryStoreByld : Quartilvergleich – Palladio / Test



palladio-metriken\2011-12-13_StoreQuerylf.queryStoreByld0.csv

mean: 0.0668165839920949	33.3887521032432
max: 2.332966	49.99271702607
bp. max: 0.08486	49.99271702607
bp. Q.75%: 0.0677515	41.829202592015
median: 0.060908	36.10463758486
bp. Q.25%: 0.055775	30.1569182222375
bp. min: 0.037981	12.71884719969
min: 0.021558	0.5089283422
std. dev.: 0.0760766927924643	12.2121807351101

Korrelationskoeffizient: -0.134484979309381

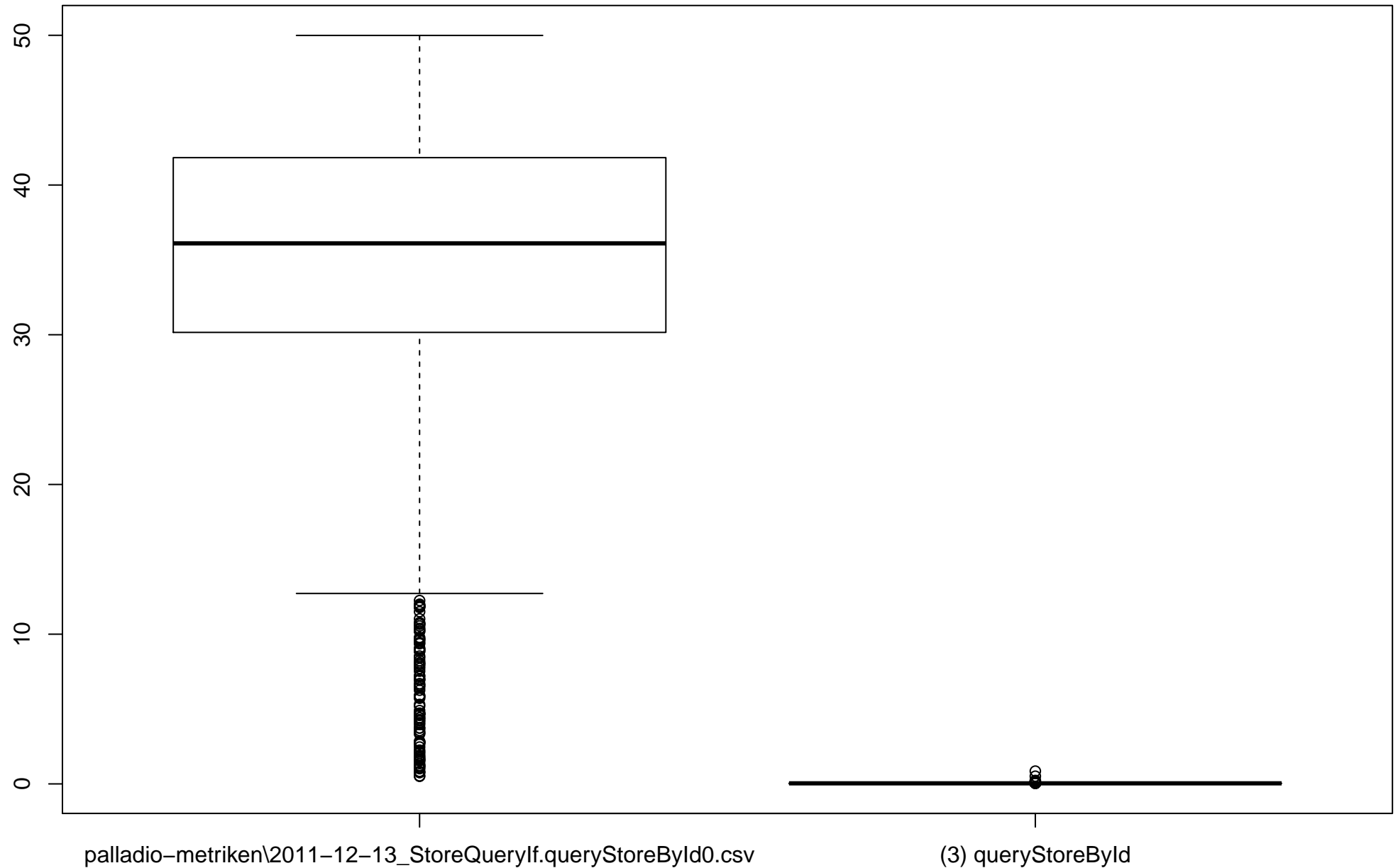
ogorov-Smirnov-Test > (W): d(0.99802371541502); p(0)

ogorov-Smirnov-Test < (W): d(0.0000000000000000409828421199521); p(1)

Histogramm-Differenzen: 75% = 0.282025819265144

Histogramm-Differenzen: 50% = 0.508440913604767

(3) queryStoreByld : Quartilvergleich – Palladio / Test



palladio-metriken\2011-12-13_StoreQuerylf.queryStoreByld0.csv

mean: 0.0408516696696697	33.3887521032432
max: 0.853733	49.99271702607
bp. max: 0.049958	49.99271702607
bp. Q.75%: 0.04072	41.829202592015
median: 0.038324	36.10463758486
bp. Q.25%: 0.034218	30.1569182222375
bp. min: 0.026348	12.71884719969
min: 0.026348	0.5089283422
std. dev.: 0.0320842729285291	12.2121807351101

Korrelationskoeffizient: -0.134393299896547

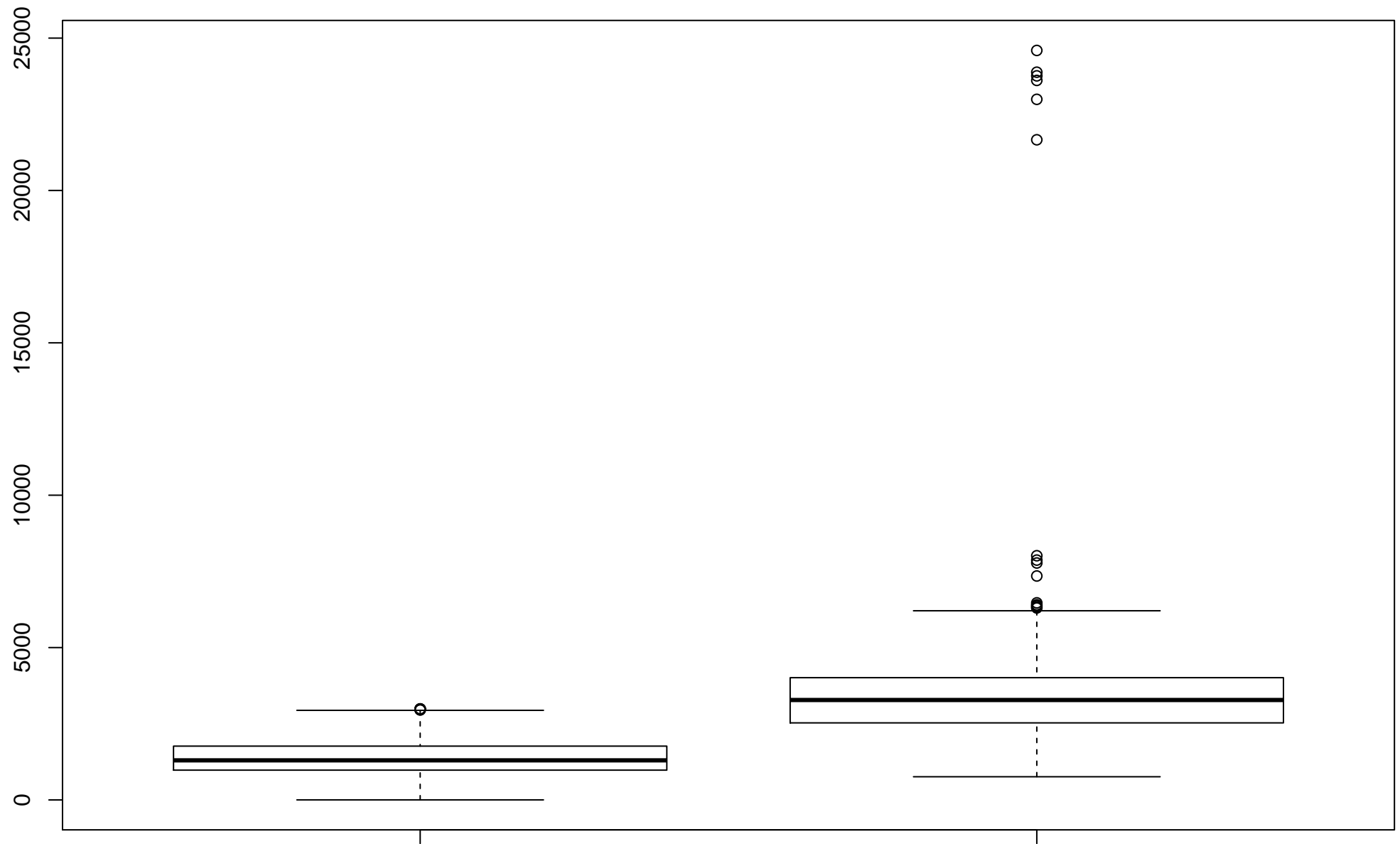
ogorov-Smirnov-Test > (W): d(0.998005950339615); p(0)

ogorov-Smirnov-Test < (W): d(-0.0000000000000000179977560632594); p(1)

Histogramm-Differenzen: 75% = 0.282025819265144

Histogramm-Differenzen: 50% = 0.508440913604767

(8) otherStoreInterchange : Quartilvergleich – Palladio / Test



alladio-metriken\2011-12-13_ProductDispatcherIf.orderProductsAvailableAtOtherStores0.csv

palladio-metriken\2011-12-13_ProductDispatcherIf.orderProductsAvailableAtOtherStores0.csv

mean: 3428.66105286473	1350.77666543932
max: 24595.4114	2989.38863114287
bp. max: 6208.227315	2940.06528228838
bp. Q.75%: 4012.105555	1765.95347740648
median: 3279.600234	1298.84570794178
bp. Q.25%: 2528.643335	977.92786811688
bp. min: 760.683807	1.97378183029
min: 760.683807	1.97378183029
std. dev.: 1899.54523696135	673.6708480764

Korrelationskoeffizient: 0.171024618645315

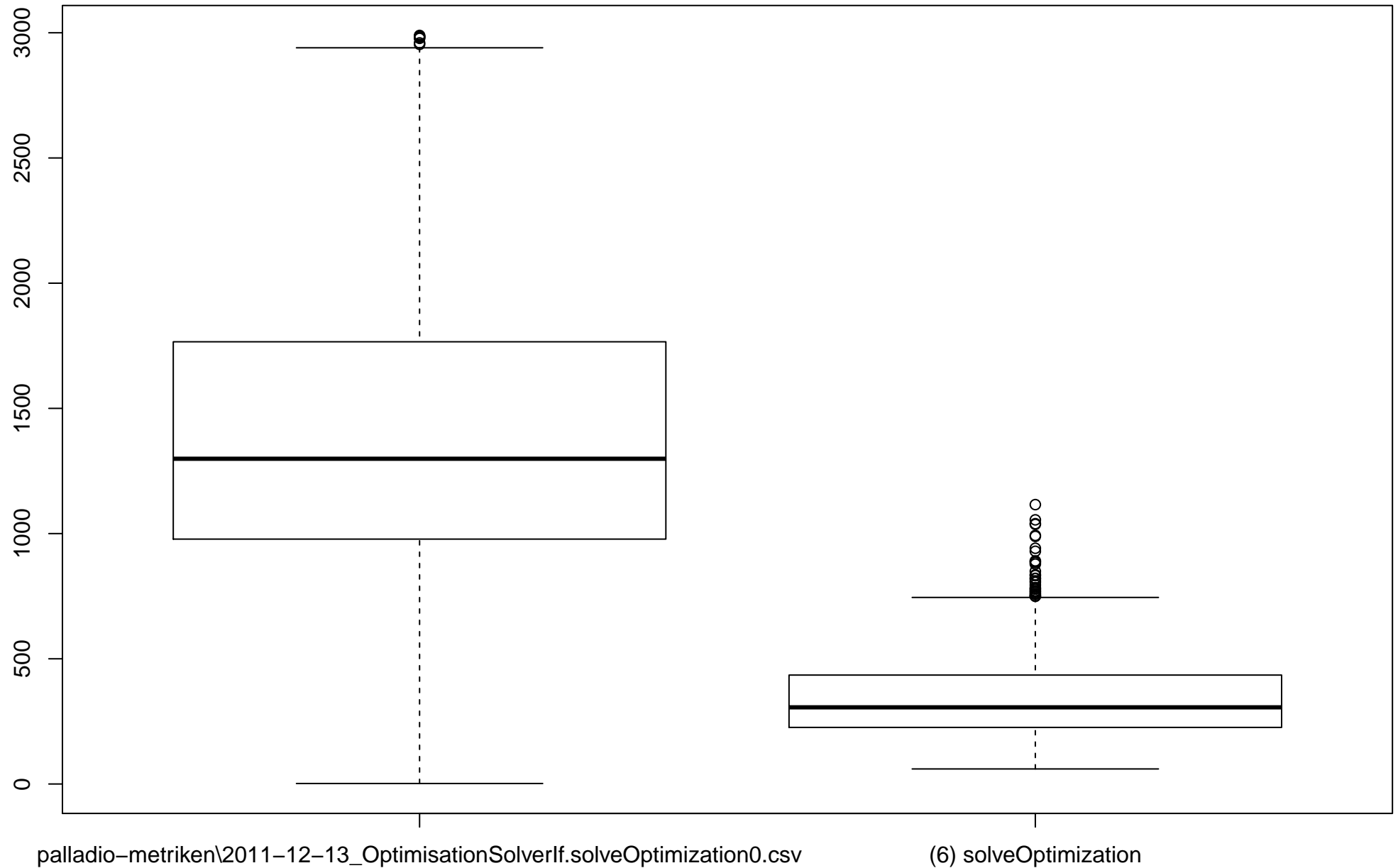
ogorov-Smirnov-Test > (W): d(0.000000000000000000130104260698261); p(1)

ogorov-Smirnov-Test < (W): d(0.729104916419666); p(1.35703708644952e-231)

Histogramm-Differenzen: 75% = -0.00544309377237509

Histogramm-Differenzen: 50% = -0.00355235020940084

(6) solveOptimization : Quartilvergleich – Palladio / Test



palladio-metriken\2011-12-13_OptimisationSolverlf.solveOptimization0.csv

mean: 347.525701980981	1350.77666543932
max: 1115.795939	2989.38863114287
bp. max: 745.014816	2940.06528228838
bp. Q.75%: 434.995004	1765.95347740648
median: 306.181094	1298.84570794178
bp. Q.25%: 225.9914595	977.92786811688
bp. min: 60.105527	1.97378183029
min: 60.105527	1.97378183029
std. dev.: 172.096016395083	673.6708480764

Korrelationskoeffizient: -0.193140209146233

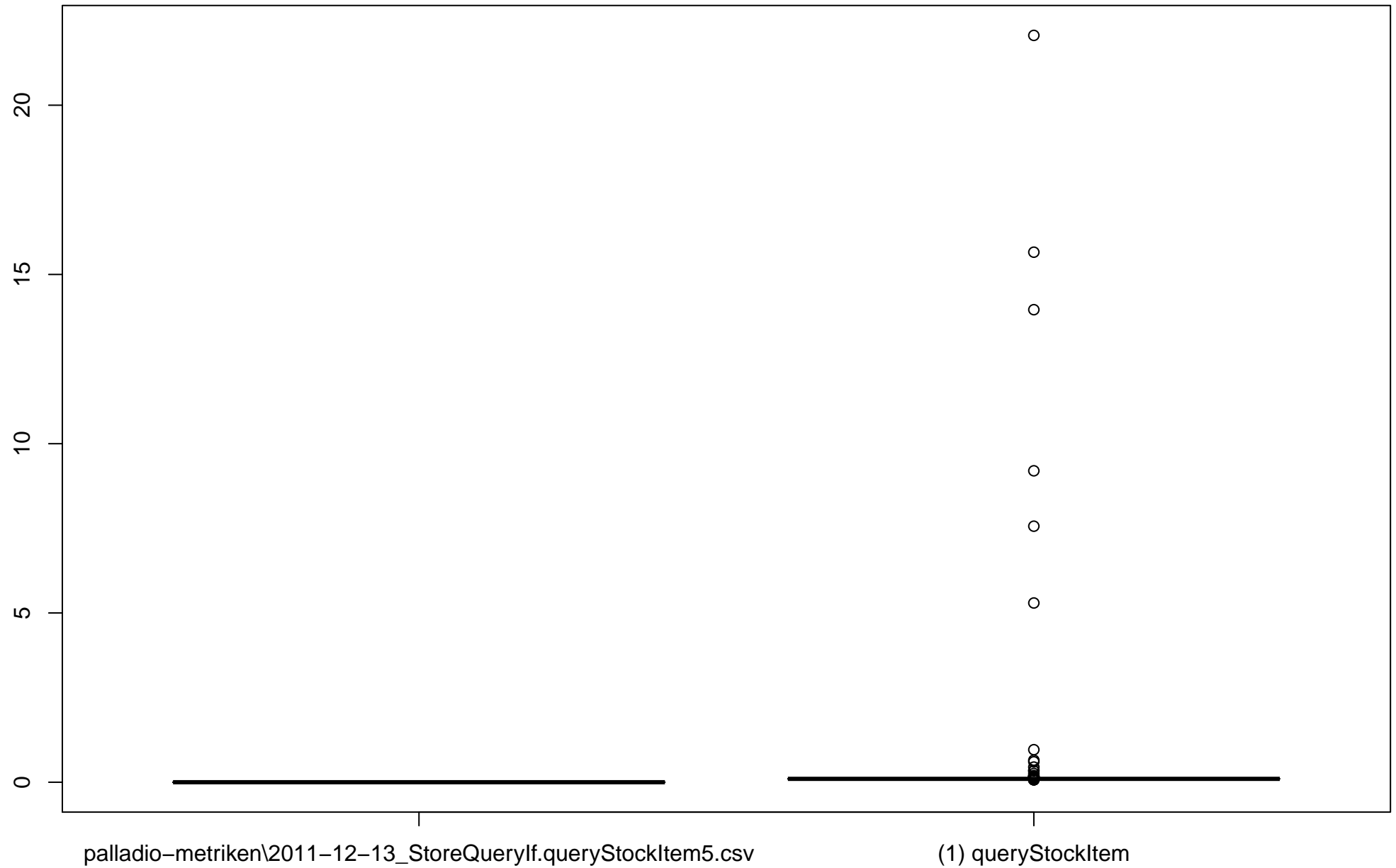
ogorov-Smirnov-Test > (W): d(0.787341233449018); p(4.40701770080153e-270)

ogorov-Smirnov-Test < (W): d(0.0139720558882236); p(0.822575081595056)

Histogramm-Differenzen: 75% = 0.00205189620758483

Histogramm-Differenzen: 50% = 0.00431137724550898

(1) queryStockItem : Quartilvergleich – Palladio / Test



palladio-metriken\2011-12-13_StoreQuerylf.queryStockItem5.csv

mean: 0.17857549498998	0
max: 22.062577	0
bp. max: 0.118393	0
bp. Q.75%: 0.105733	0
median: 0.099574	0
bp. Q.25%: 0.097178	0
bp. min: 0.084518	0
min: 0.070146	0
std. dev.: 1.03906531955973	0

Korrelationskoeffizient: 0.999997680802748

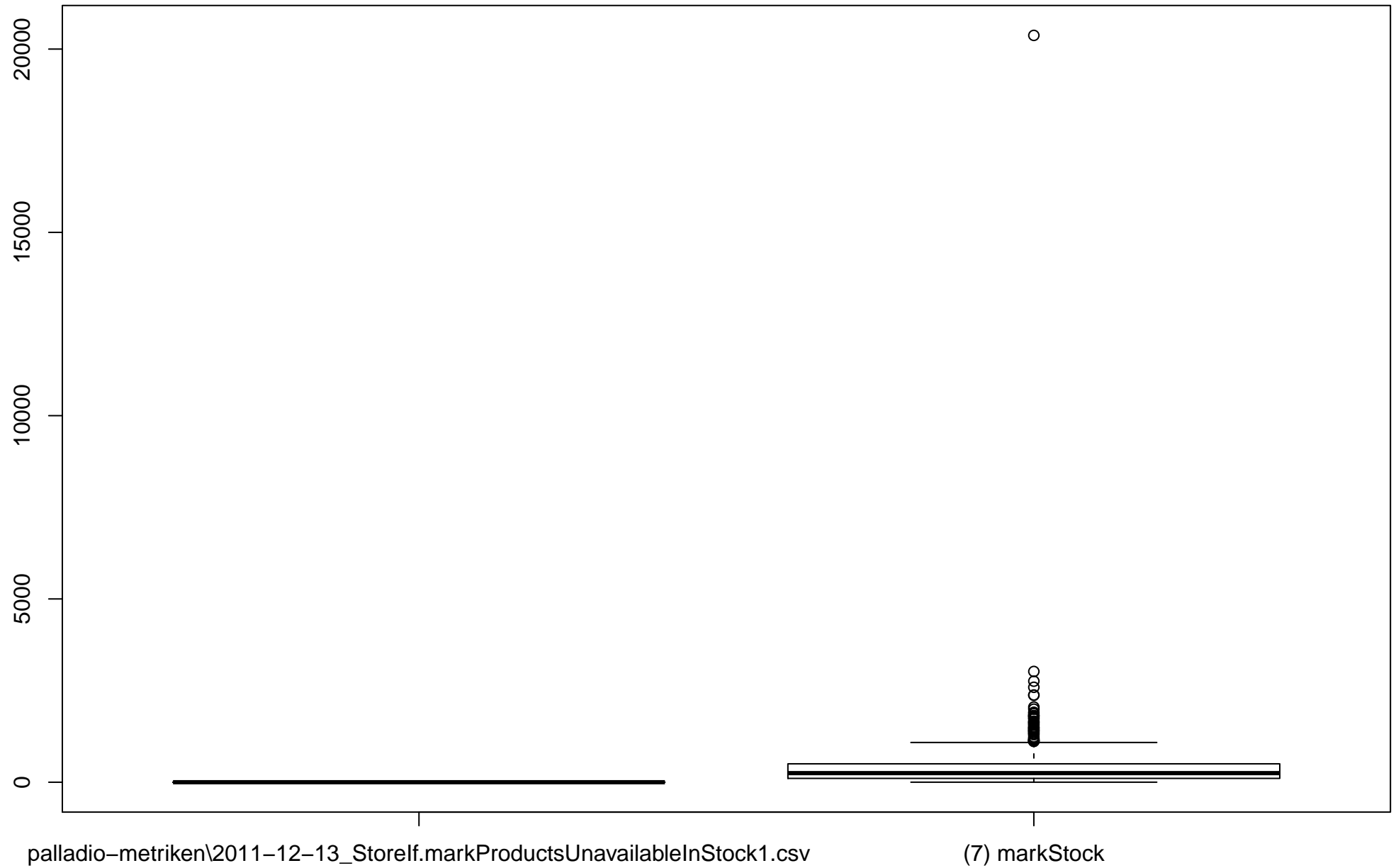
ogorov-Smirnov-Test > (W): d(0.00000000000000000130104260698261); p(1)

ogorov-Smirnov-Test < (W): d(1); p(0)

Histogramm-Differenzen: 75% = -0.00601202404809619

Histogramm-Differenzen: 50% = -0.00601202404809619

(7) markStock : Quartilvergleich – Palladio / Test



palladio-metriken\2011-12-13_Storelf.markProductsUnavailableInStock1.csv

mean: 383.786207784372	0
max: 20374.474244	0
bp. max: 1084.140074	0
bp. Q.75%: 502.264531	0
median: 248.188513	0
bp. Q.25%: 104.781246	0
bp. min: 1.009424	0
min: 1.009424	0
std. dev.: 732.625896253559	0

Korrelationskoeffizient: 0.704265768036706

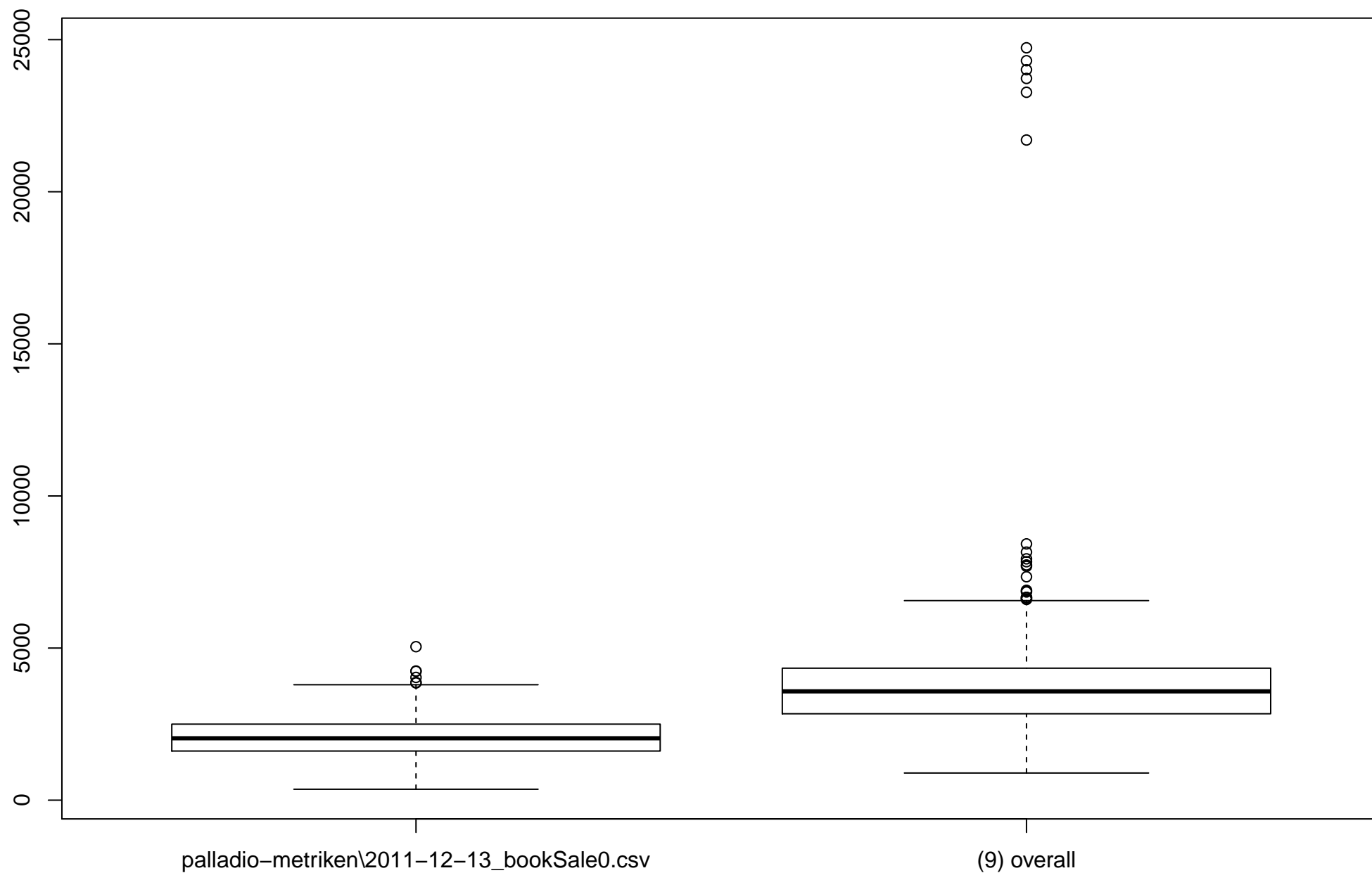
ogorov-Smirnov-Test > (W): d(0.0000000000000000474880551548651); p(1)

ogorov-Smirnov-Test < (W): d(1); p(0)

Histogramm-Differenzen: 75% = -0.00565776458951533

Histogramm-Differenzen: 50% = -0.00565776458951533

(9) overall : Quartilvergleich – Palladio / Test



palladio-metriken\2011-12-13_bookSale0.csv

mean: 3737.0850482485	2080.28679128659
max: 24733.039973	5046.24284896522
bp. max: 6560.077811	3794.37813895525
bp. Q.75%: 4338.542529	2498.72762323985
median: 3576.4973685	2034.69233617937
bp. Q.25%: 2839.979332	1615.21232690364
bp. min: 892.285608	358.52394708021
min: 892.285608	358.52394708021
std. dev.: 1917.30058299263	713.618969390255

Korrelationskoeffizient: 0.423967727181394

ogorov-Smirnov-Test > (W): d(0.00000000000000000130104260698261); p(1)

ogorov-Smirnov-Test < (W): d(0.613990455961824); p(1.89872607781363e-164)

Histogramm-Differenzen: 75% = -0.00448286593146373

Histogramm-Differenzen: 50% = -0.00339138956555826