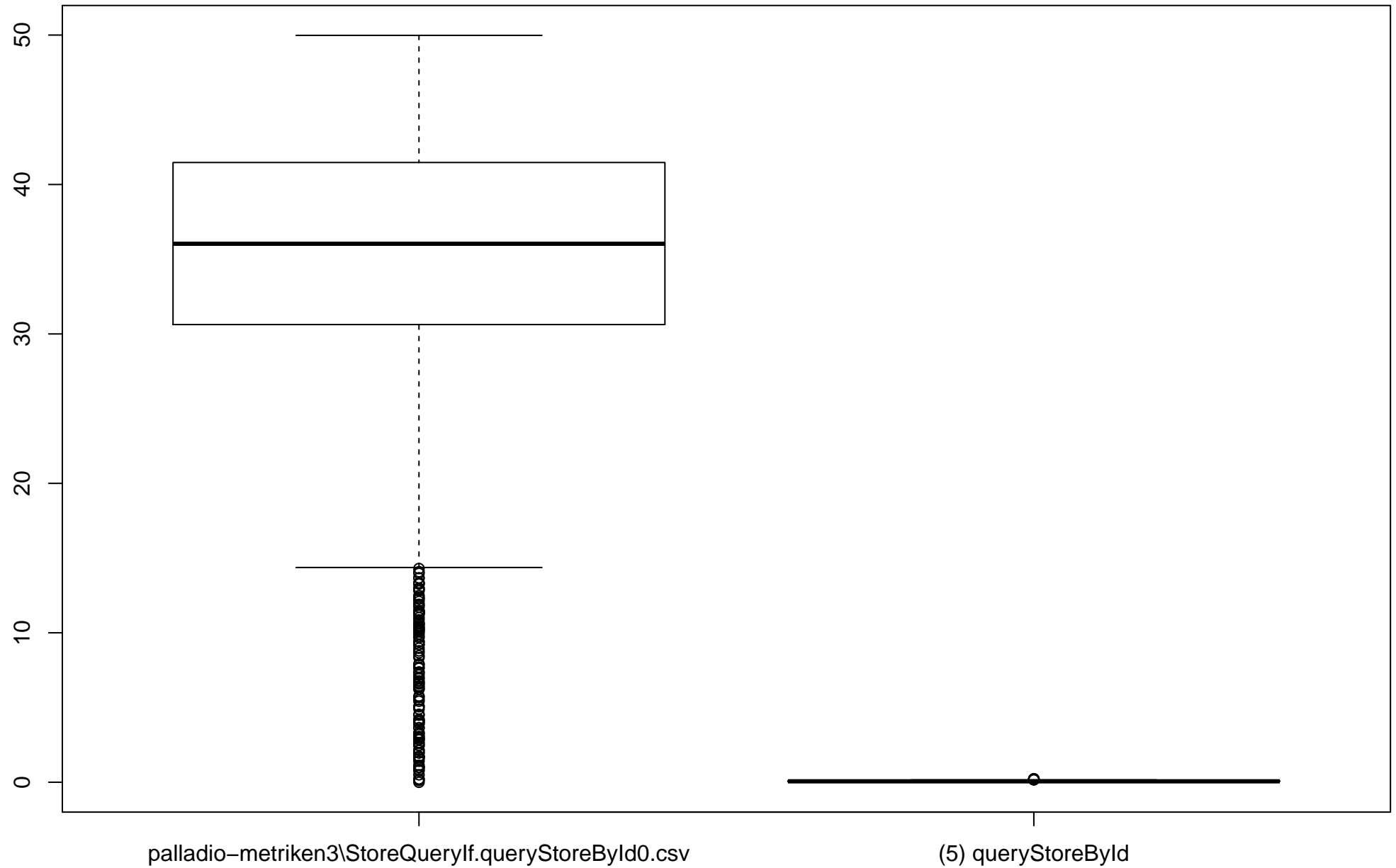


(5) queryStoreById : Quartilvergleich – Palladio / Test



palladio-metriken3\StoreQuerylf.queryStoreByld0.csv

mean: 0.072758657	33.1599276600028
max: 0.233706	49.98016345684
bp. max: 0.155348	49.98016345684
bp. Q.75%: 0.093072	41.47204004528
median: 0.060907	36.034530893182
bp. Q.25%: 0.050984	30.62719246099
bp. min: 0.040377	14.37042264944
min: 0.040377	0
std. dev.: 0.0278055734883018	12.2949388356973

Korrelationskoeffizient: -0.102823675422474

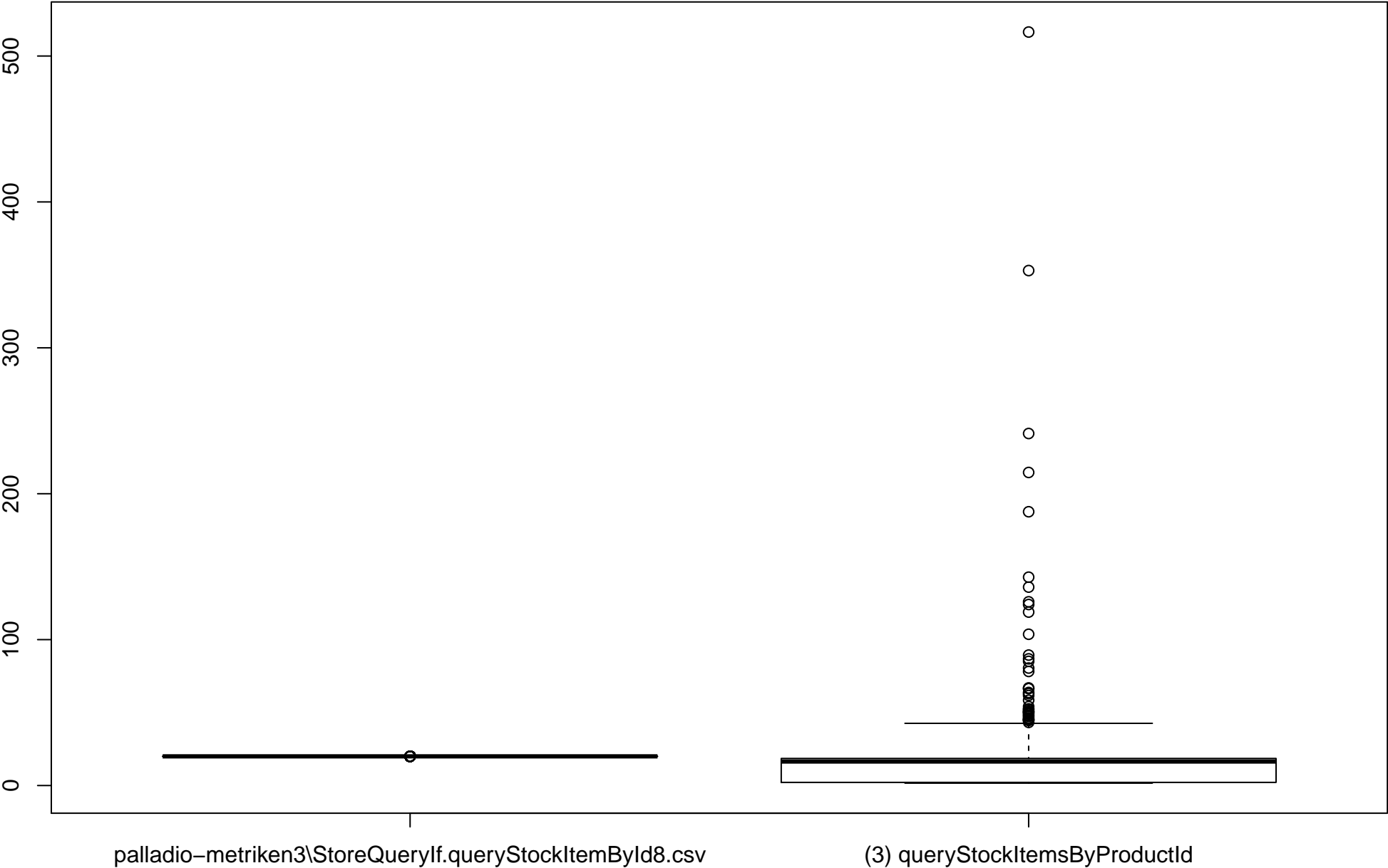
ogorov-Smirnov-Test > (W): d(0.996023856858847); p(0)

ogorov-Smirnov-Test < (W): d(0.00099403578528827); p(0.999009428342843)

Histogramm-Differenzen: 75% = 0.261431411530815

Histogramm-Differenzen: 50% = 0.501988071570577

(3) queryStockItemsByProductId : Quartilvergleich – Palladio / Test



palladio-metriken3\StoreQuerylf.queryStockItemByld8.csv

mean: 12.898177063	19.9999987500082
max: 516.467235	20.000000000002
bp. max: 42.631747	20.000000000002
bp. Q.75%: 18.549378	20.000000000001
median: 16.4504685	20
bp. Q.25%: 2.142708	20
bp. min: 1.623626	19.999999999999
min: 1.623626	19.998740005397
std. dev.: 20.2150695839226	0.0000396664093167607

Korrelationskoeffizient: 0.56313773932073

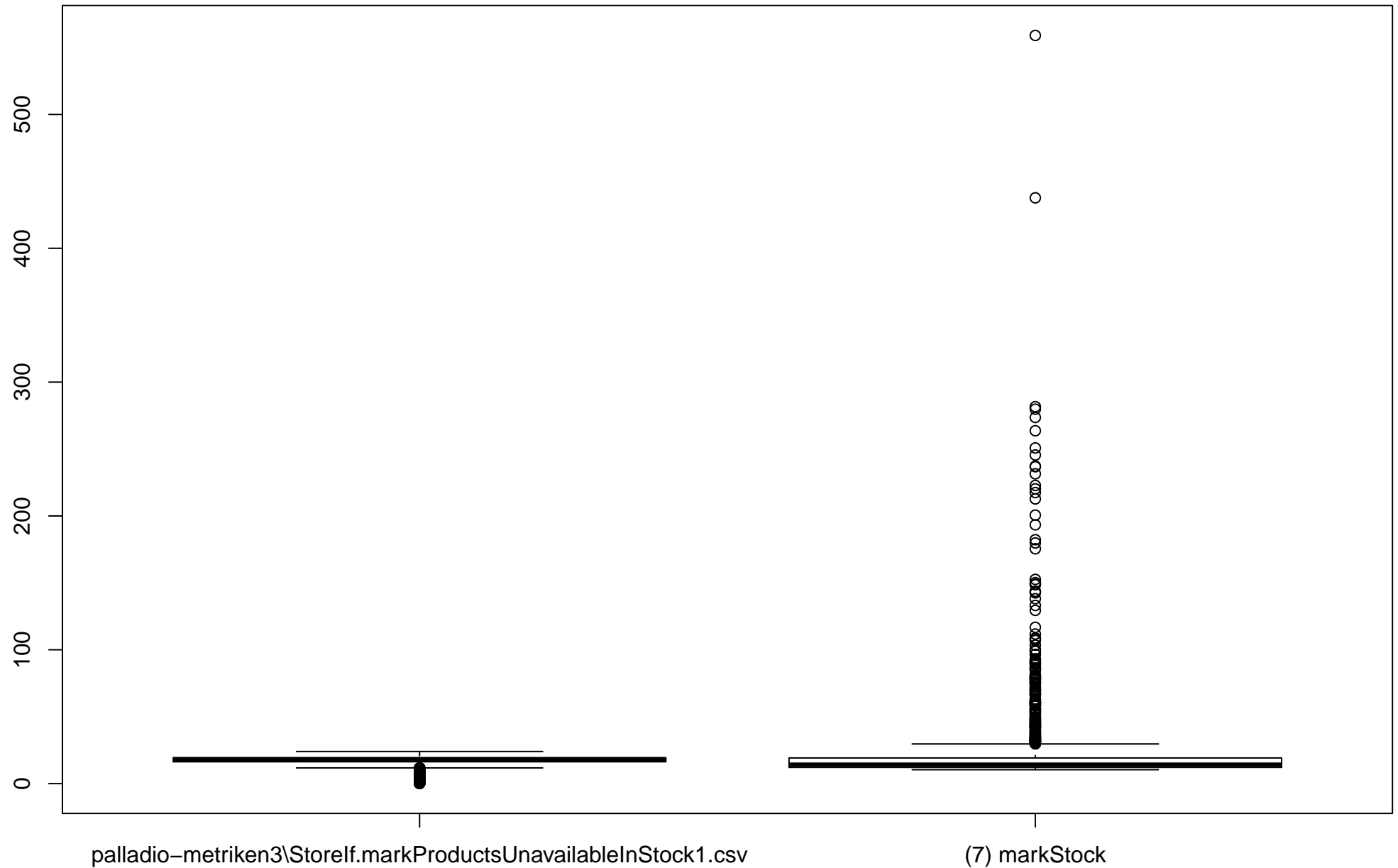
ogorov-Smirnov-Test > (W): d(0.8505); p(0)

ogorov-Smirnov-Test < (W): d(0.1495); p(0.0000000000000975076318407173)

Histogramm-Differenzen: 75% = -0.01495

Histogramm-Differenzen: 50% = 0.0495

(7) markStock : Quartilvergleich – Palladio / Test



palladio-metriken3\Storelf.markProductsUnavailableInStock1.csv

mean: 26.32218637	16.6161176092144
max: 559.048339	23.99660230536
bp. max: 29.63281	23.99660230536
bp. Q.75%: 19.1714545	19.40580123312
median: 14.1938155	18.024480661225
bp. Q.25%: 12.13323	16.32473799545
bp. min: 10.372048	11.72946973697
min: 10.372048	0.07567551353
std. dev.: 40.8249783232185	5.1031233388446

Korrelationskoeffizient: 0.975892374620237

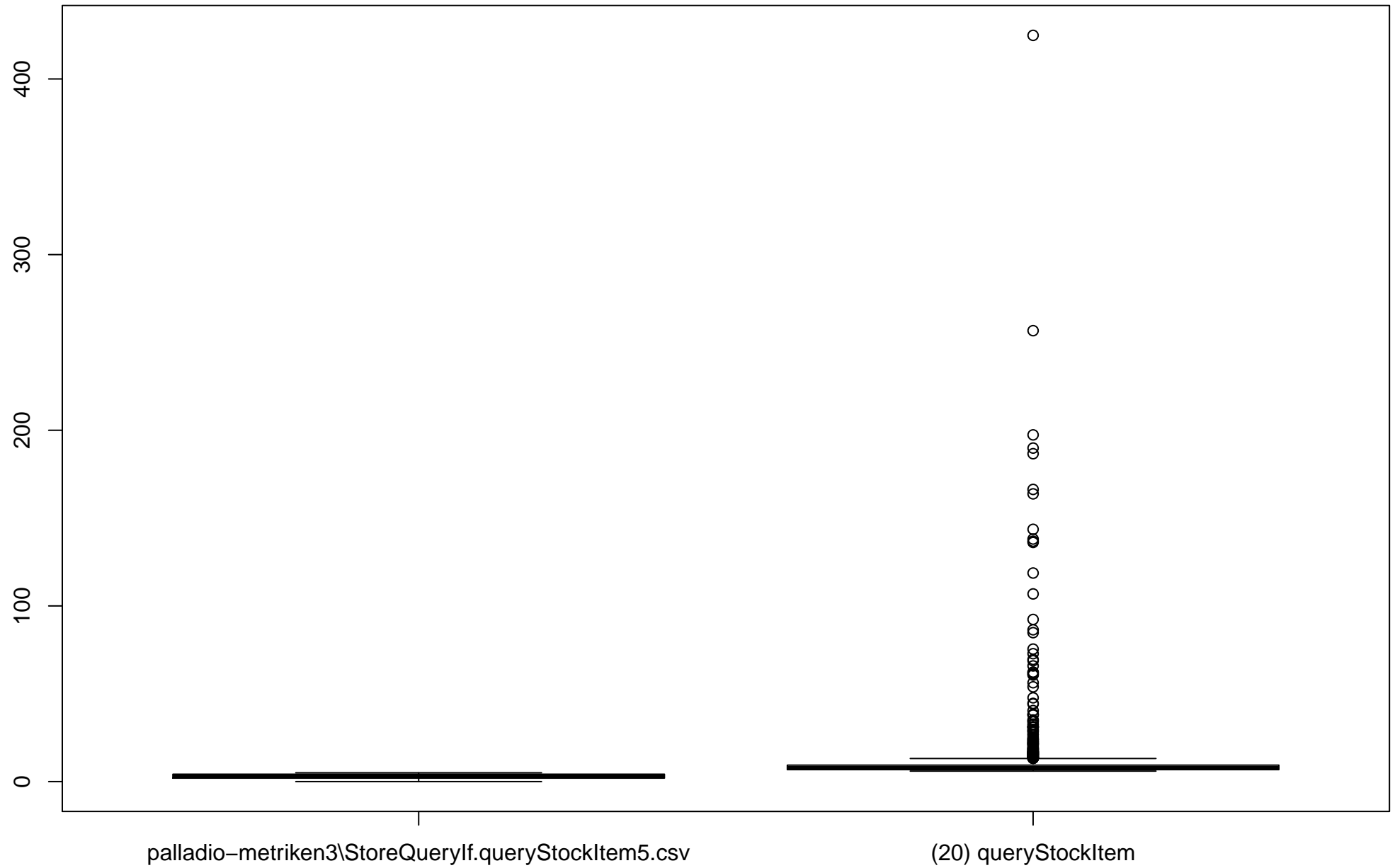
ogorov-Smirnov-Test > (W): d(0.4627002997003); p(9.70484344545248e-125)

[illegible]

Histogramm-Differenzen: 75% = -0.013036963036963

Histogramm-Differenzen: 50% = -0.013036963036963

(20) queryStockItem : Quartilvergleich – Palladio / Test



palladio-metriken3\StoreQuerylf.queryStockItem5.csv

mean: 12.367022412	2.96787795600349
max: 424.832419	4.99938189205
bp. max: 13.137518	4.99938189205
bp. Q.75%: 9.363997	4.208060765
median: 7.673646	3.142753932295
bp. Q.25%: 6.797332	1.968802405872
bp. min: 5.973714	0
min: 5.973714	0
std. dev.: 23.2716530378377	1.38747529436215

Korrelationskoeffizient: 0.983386301505156

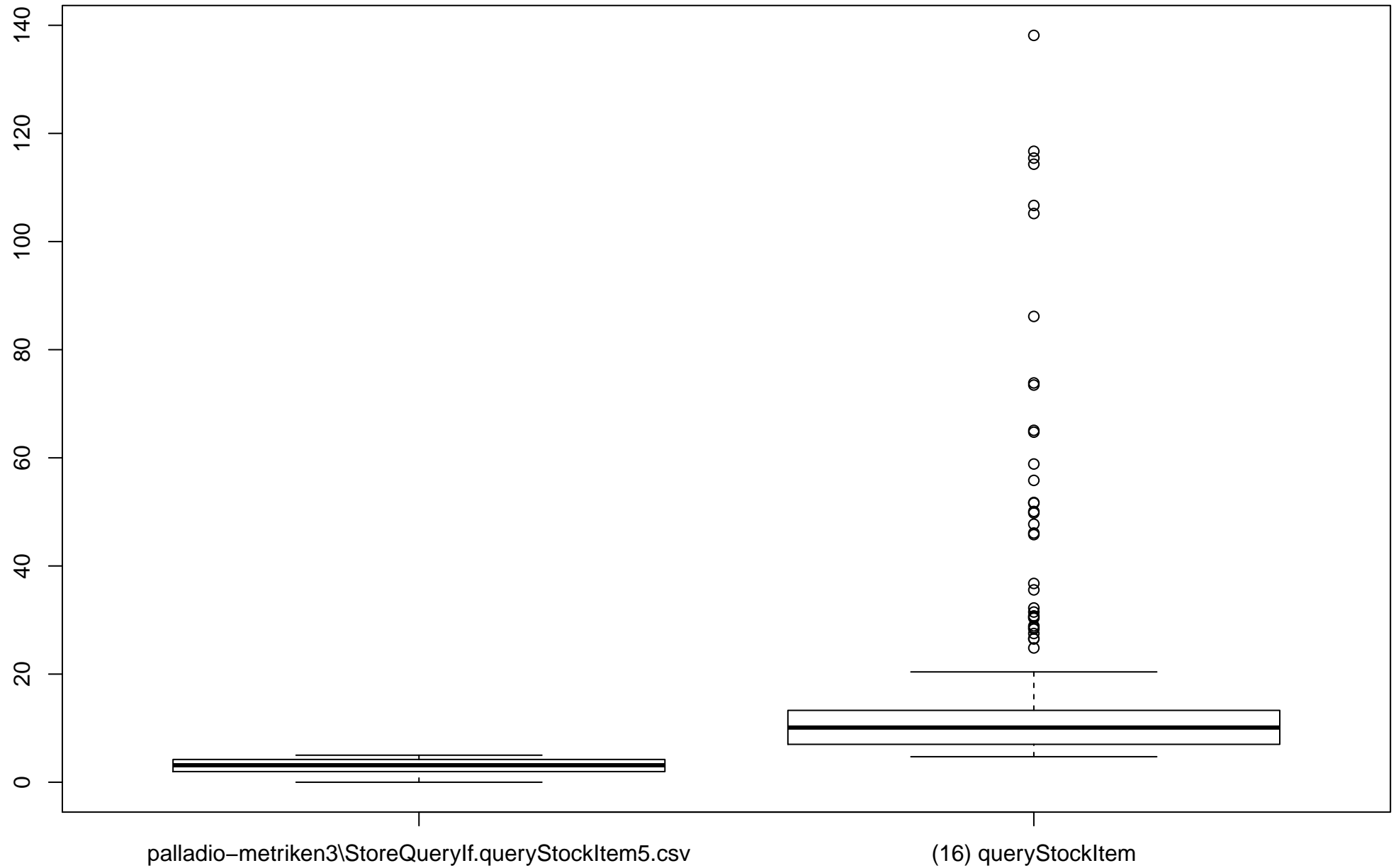
ogorov-Smirnov-Test > (W): d(0.0000000000000000216840434497101); p(1)

ogorov-Smirnov-Test < (W): d(1); p(0)

Histogramm-Differenzen: 75% = -0.0214

Histogramm-Differenzen: 50% = -0.0214

(16) queryStockItem : Quartilvergleich – Palladio / Test



palladio-metriken3\StoreQuerylf.queryStockItem5.csv

mean: 11.637259244	2.96787795600349
max: 138.13726	4.99938189205
bp. max: 20.405	4.99938189205
bp. Q.75%: 13.2914965	4.208060765
median: 10.1101125	3.142753932295
bp. Q.25%: 7.009995	1.968802405872
bp. min: 4.720665	0
min: 4.720665	0
std. dev.: 10.8411298819585	1.38747529436215

Korrelationskoeffizient: 0.689155924697515

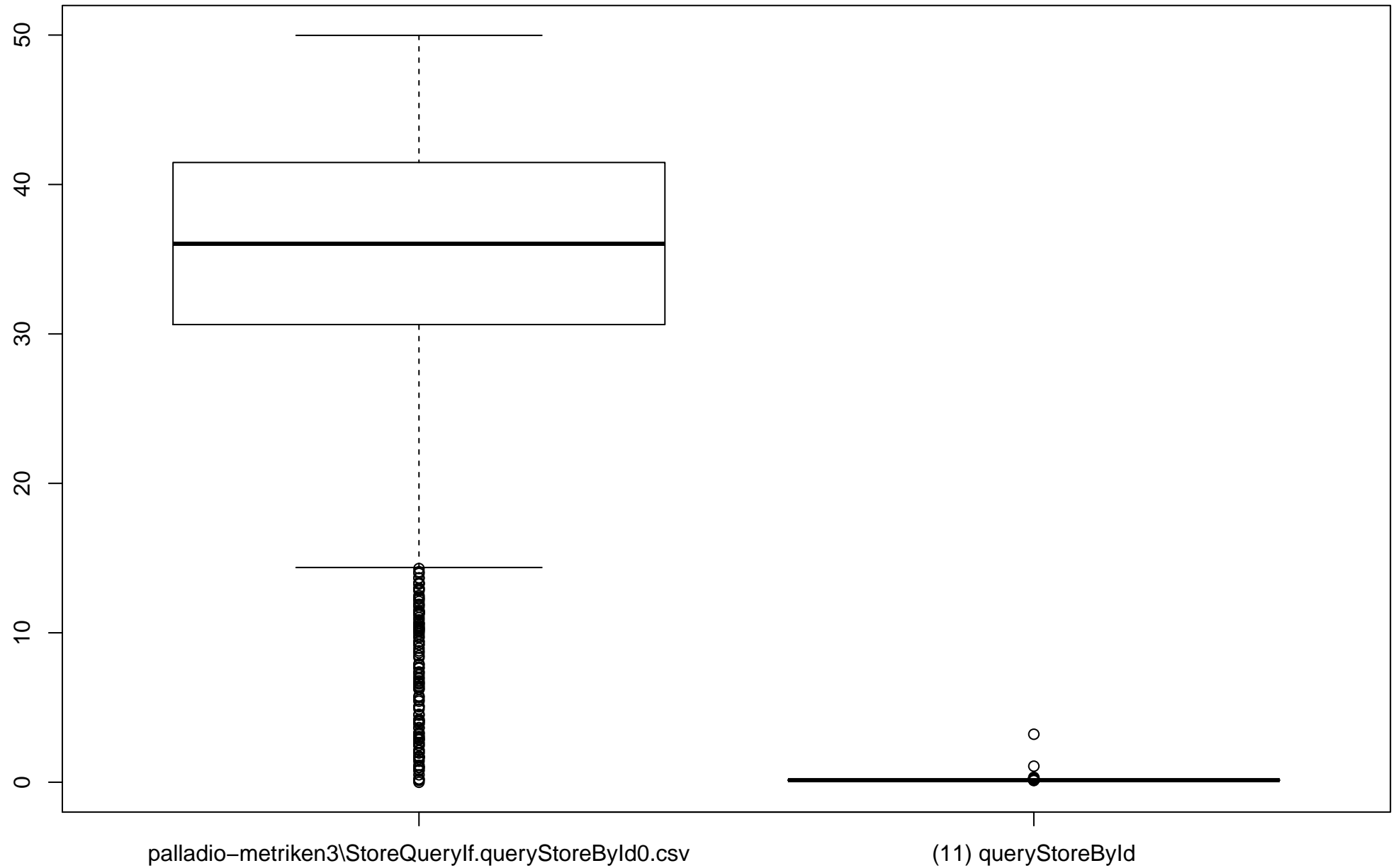
ogorov-Smirnov-Test > (W): d(0.0000000000000000216840434497101); p(1)

ogorov-Smirnov-Test < (W): d(0.984); p(0)

Histogramm-Differenzen: 75% = -0.0512

Histogramm-Differenzen: 50% = -0.0512

(11) queryStoreByld : Quartilvergleich – Palladio / Test



palladio-metriken3\StoreQuerylf.queryStoreByld0.csv

mean: 0.146812111	33.1599276600028
max: 3.212693	49.98016345684
bp. max: 0.155348	49.98016345684
bp. Q.75%: 0.143714	41.47204004528
median: 0.137555	36.034530893182
bp. Q.25%: 0.135844	30.62719246099
bp. min: 0.124894	14.37042264944
min: 0.122842	0
std. dev.: 0.102529816887014	12.2949388356973

Korrelationskoeffizient: -0.102991341816552

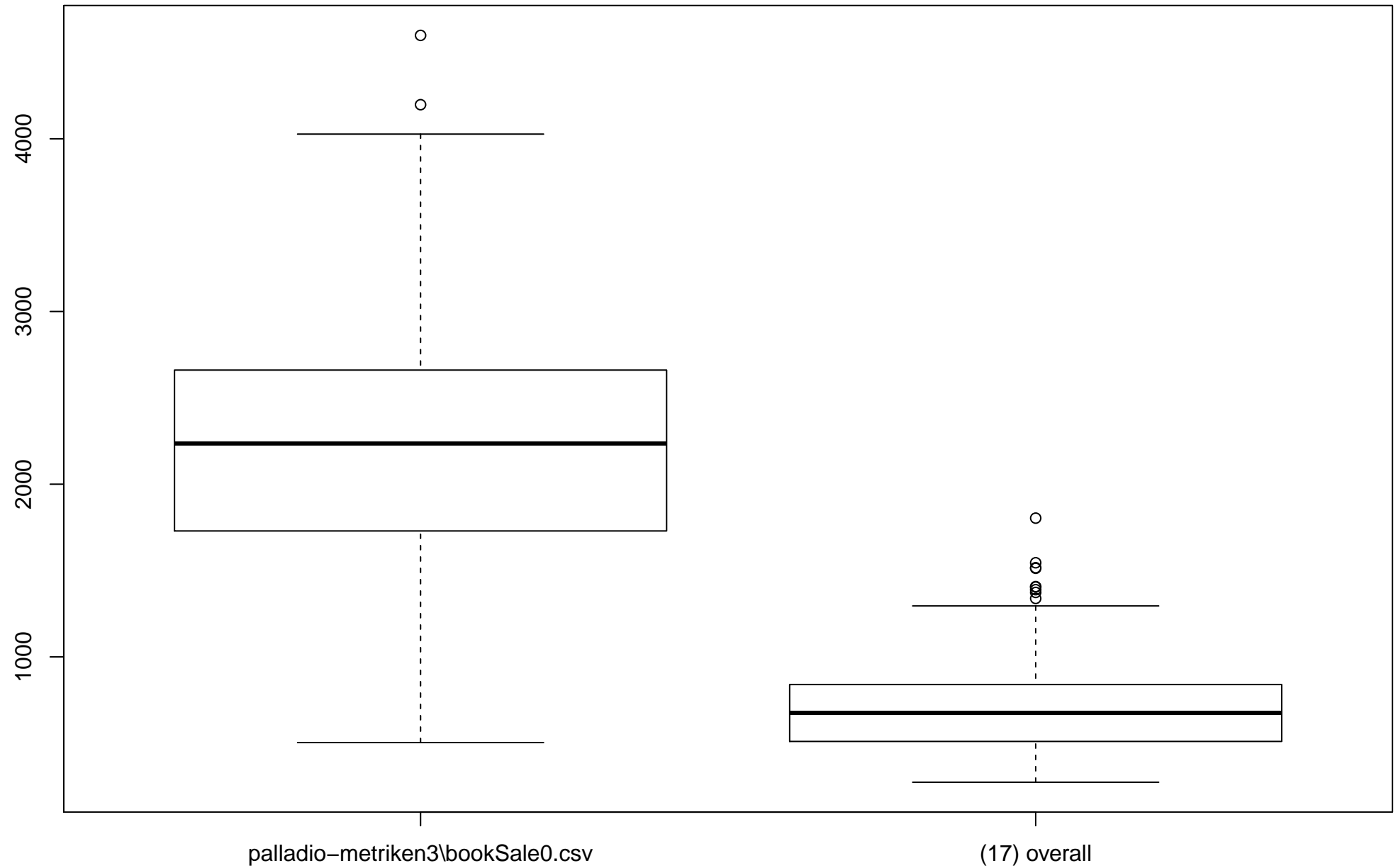
ogorov-Smirnov-Test > (W): d(0.994023856858847); p(0)

ogorov-Smirnov-Test < (W): d(0.00198807157057654); p(0.996043596877658)

Histogramm-Differenzen: 75% = 0.261431411530815

Histogramm-Differenzen: 50% = 0.501988071570577

(17) overall : Quartilvergleich – Palladio / Test



palladio-metriken3\bookSale0.csv

mean: 684.499023076	2207.23513617816
max: 1803.522021	4598.89755748467
bp. max: 1295.120908	4027.17174303195
bp. Q.75%: 839.748056	2660.75330769236
median: 675.8716085	2235.75774650851
bp. Q.25%: 510.3414235	1729.10973295794
bp. min: 274.124285	503.758423366177
min: 274.124285	503.758423366177
std. dev.: 227.185858238952	704.933349329624

Korrelationskoeffizient: -0.321948241886737

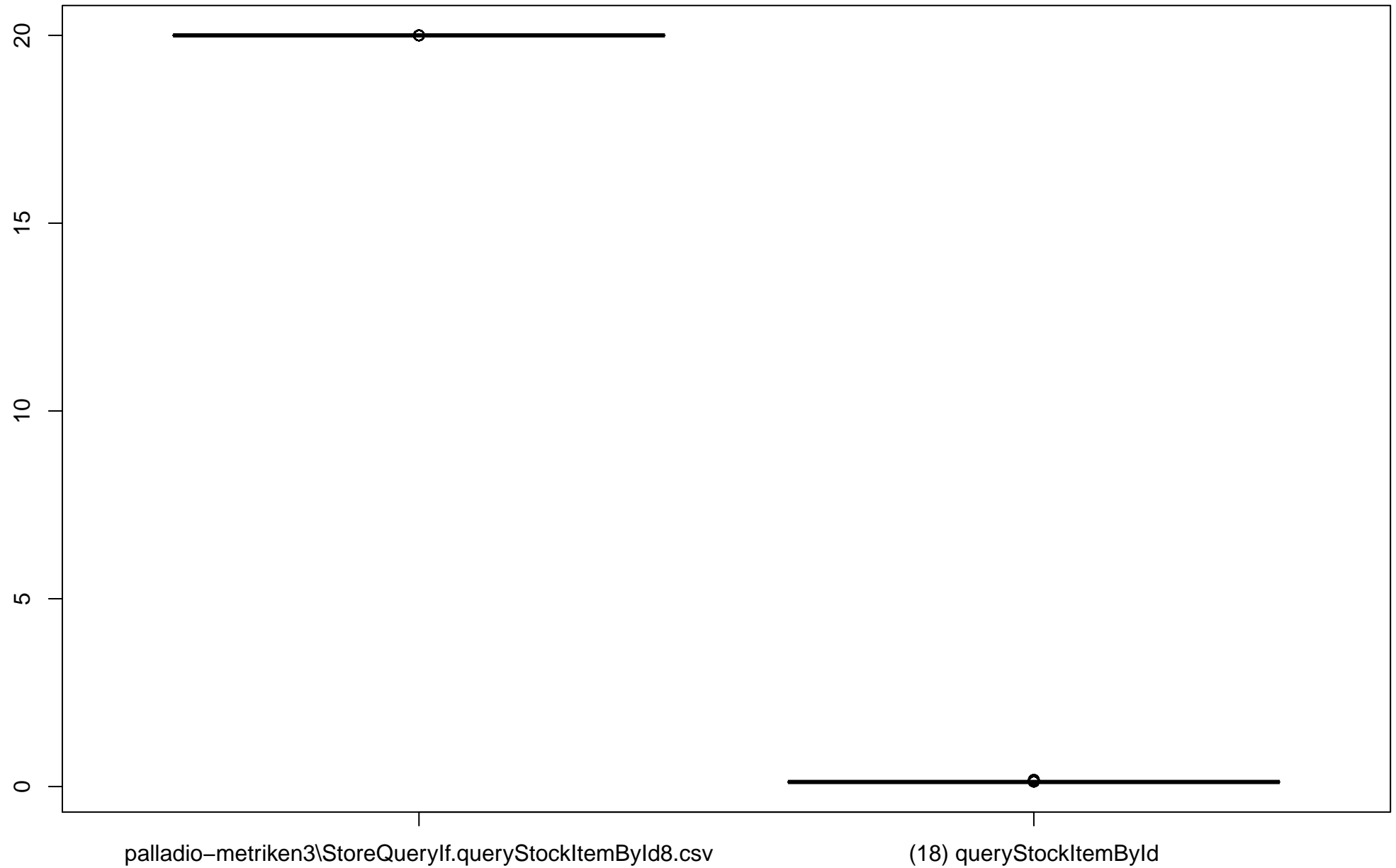
ogorov-Smirnov-Test > (W): d(0.899072927072927); p(0)

ogorov-Smirnov-Test < (W): d(-0.0000000000000000216840434497101); p(1)

Histogramm-Differenzen: 75% = 0.00211788211788212

Histogramm-Differenzen: 50% = 0.00436363636363636

(18) queryStockItemById : Quartilvergleich – Palladio / Test



palladio-metriken3\StoreQuerylf.queryStockItemByld8.csv

mean: 0.12513569004065	19.9999987500082
max: 0.181696	20.000000000002
bp. max: 0.131738	20.000000000002
bp. Q.75%: 0.1250655	20.000000000001
median: 0.121814	20
bp. Q.25%: 0.120446	20
bp. min: 0.114971	19.999999999999
min: 0.114971	19.998740005397
std. dev.: 0.0096554645003723	0.0000396664093167607

Korrelationskoeffizient: -0.05

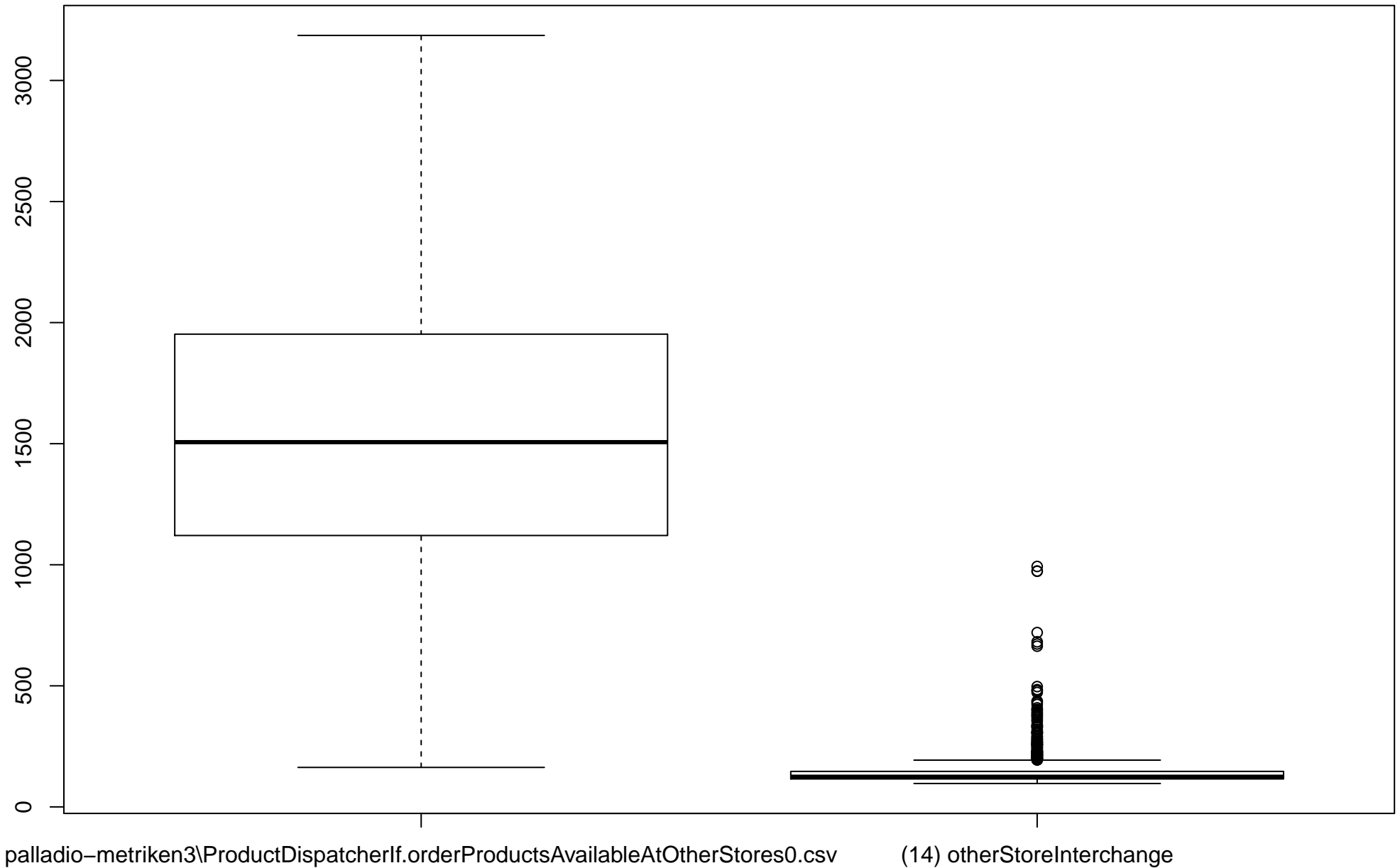
ogorov-Smirnov-Test > (W): d(1); p(0)

ogorov-Smirnov-Test < (W): d(-0.000000000000000161329283265843); p(1)

Histogramm-Differenzen: 75% = 0

Histogramm-Differenzen: 50% = 1

(14) otherStoreInterchange : Quartilvergleich – Palladio / Test



palladio-metriken3\ProductDispatcherlf.orderProductsAvailableAtOtherStores0.csv

mean: 150.337177471	1500.30330815992
max: 993.1072	3186.04747953756
bp. max: 193.16058	3186.04747953756
bp. Q.75%: 146.6521475	1952.37156664115
median: 124.4938355	1506.24547097005
bp. Q.25%: 115.5229995	1120.84759815563
bp. min: 96.628195	163.081646119435
min: 96.628195	163.081646119435
std. dev.: 82.5369478400301	664.588981244266

Korrelationskoeffizient: -0.312023952764574

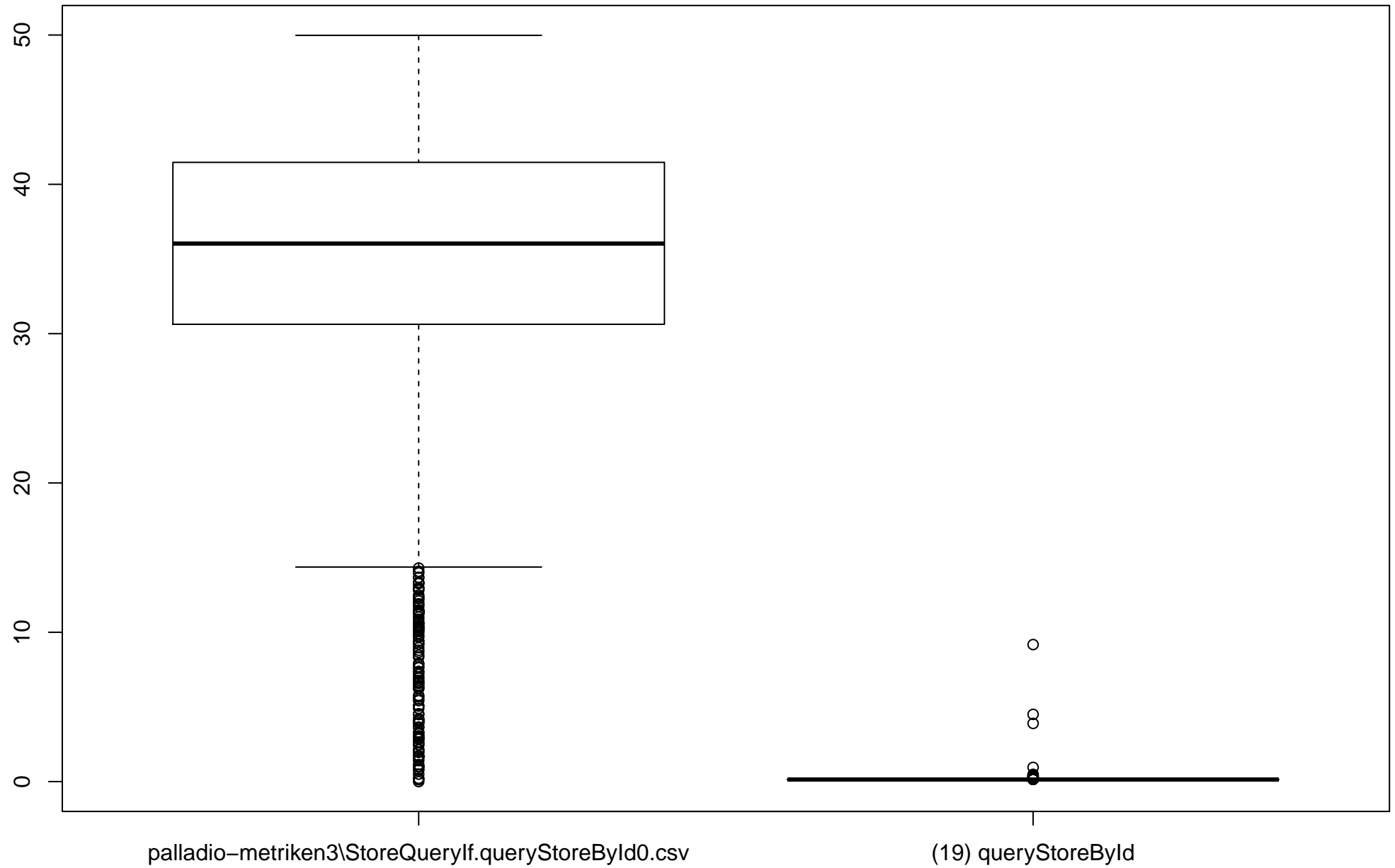
ogorov-Smirnov-Test > (W): d(0.927033966033966); p(0)

ogorov-Smirnov-Test < (W): d(-0.0000000000000000216840434497101); p(1)

Histogramm-Differenzen: 75% = 0.00233366633366633

Histogramm-Differenzen: 50% = 0.00402797202797203

(19) queryStoreByld : Quartilvergleich – Palladio / Test



palladio-metriken3\StoreQuerylf.queryStoreByld0.csv

mean: 0.160873147	33.1599276600028
max: 9.177511	49.98016345684
bp. max: 0.155691	49.98016345684
bp. Q.75%: 0.144056	41.47204004528
median: 0.138581	36.034530893182
bp. Q.25%: 0.136186	30.62719246099
bp. min: 0.131053	14.37042264944
min: 0.131053	0
std. dev.: 0.339899679860013	12.2949388356973

Korrelationskoeffizient: -0.103139259192677

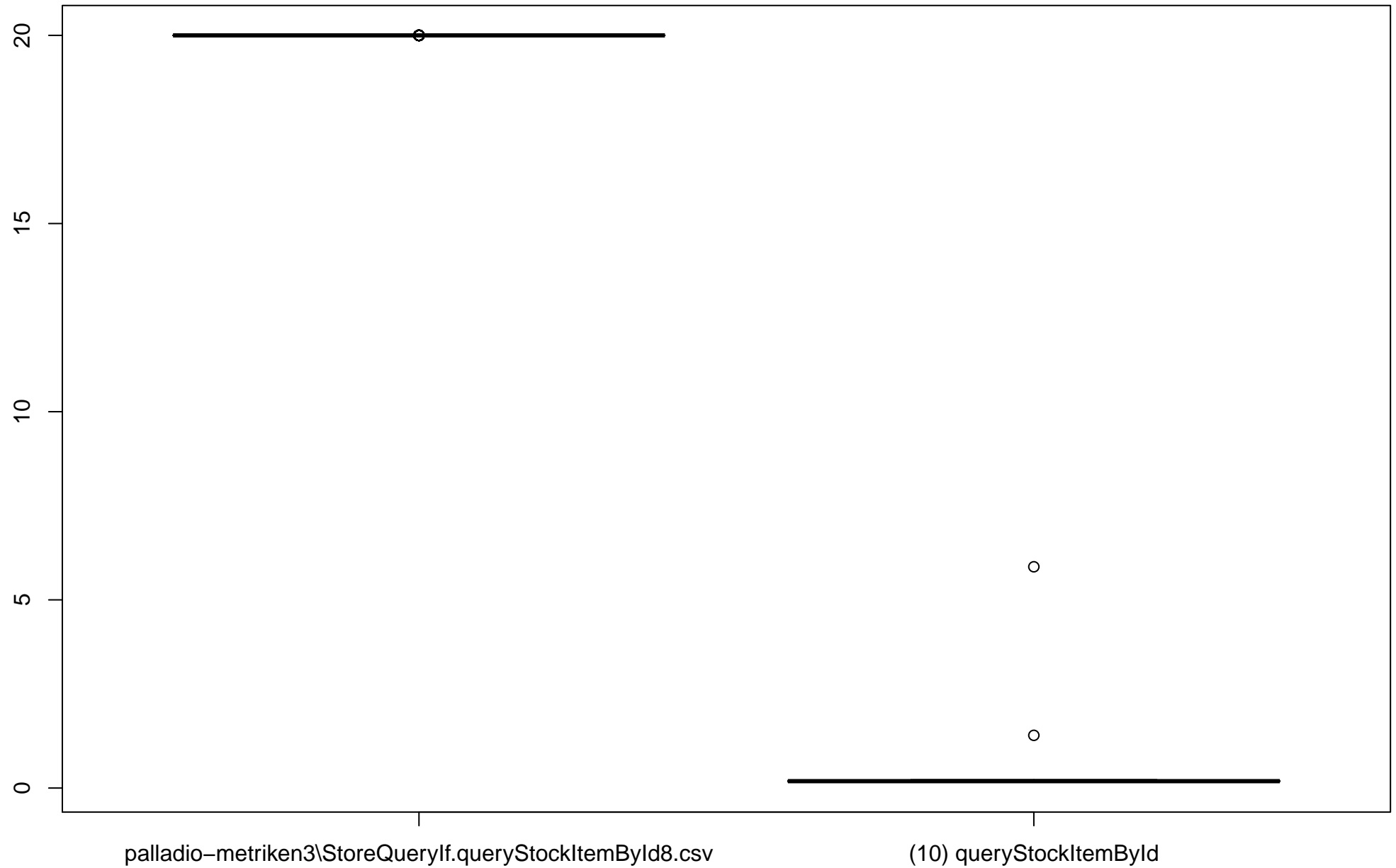
ogorov-Smirnov-Test $>$ (W): d(0.992023856858847); p(0)

ogorov-Smirnov-Test $<$ (W): d(0.00198807157057654); p(0.996043596877658)

Histogramm-Differenzen: 75% = 0.261431411530815

Histogramm-Differenzen: 50% = 0.501988071570577

(10) queryStockItemById : Quartilvergleich – Palladio / Test



palladio-metriken3\StoreQuerylf.queryStockItemByld8.csv

mean: 0.6129874375	19.9999987500082
max: 5.879616	20.000000000002
bp. max: 0.220362	20.000000000002
bp. Q.75%: 0.1989755	20.000000000001
median: 0.182551	20
bp. Q.25%: 0.168864	20
bp. min: 0.154321	19.999999999999
min: 0.154321	19.998740005397
std. dev.: 1.39148972956042	0.0000396664093167607

Korrelationskoeffizient: -0.057274506034685

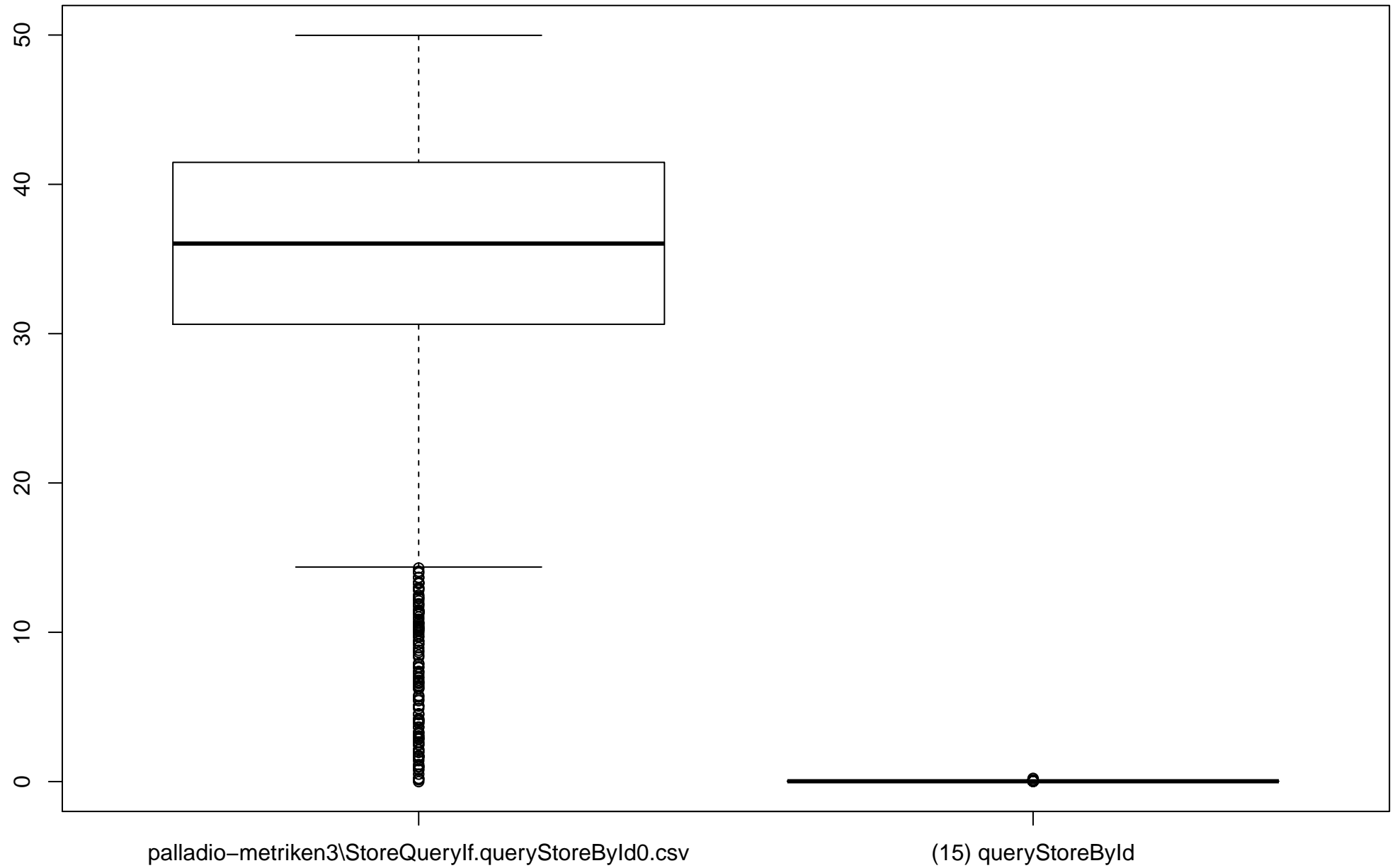
ogorov-Smirnov-Test > (W): d(1); p(0.0000000000000208796791164593)

ogorov-Smirnov-Test < (W): d(-0.000000000000000555111512312578); p(1)

Histogramm-Differenzen: 75% = 0

Histogramm-Differenzen: 50% = 1

(15) queryStoreByld : Quartilvergleich – Palladio / Test



palladio-metriken3\StoreQuerylf.queryStoreByld0.csv

mean: 0.02516571	33.1599276600028
max: 0.21215	49.98016345684
bp. max: 0.028058	49.98016345684
bp. Q.75%: 0.023953	41.47204004528
median: 0.022242	36.034530893182
bp. Q.25%: 0.021215	30.62719246099
bp. min: 0.018477	14.37042264944
min: 0.018477	0
std. dev.: 0.0105460204320824	12.2949388356973

Korrelationskoeffizient: -0.102823675422474

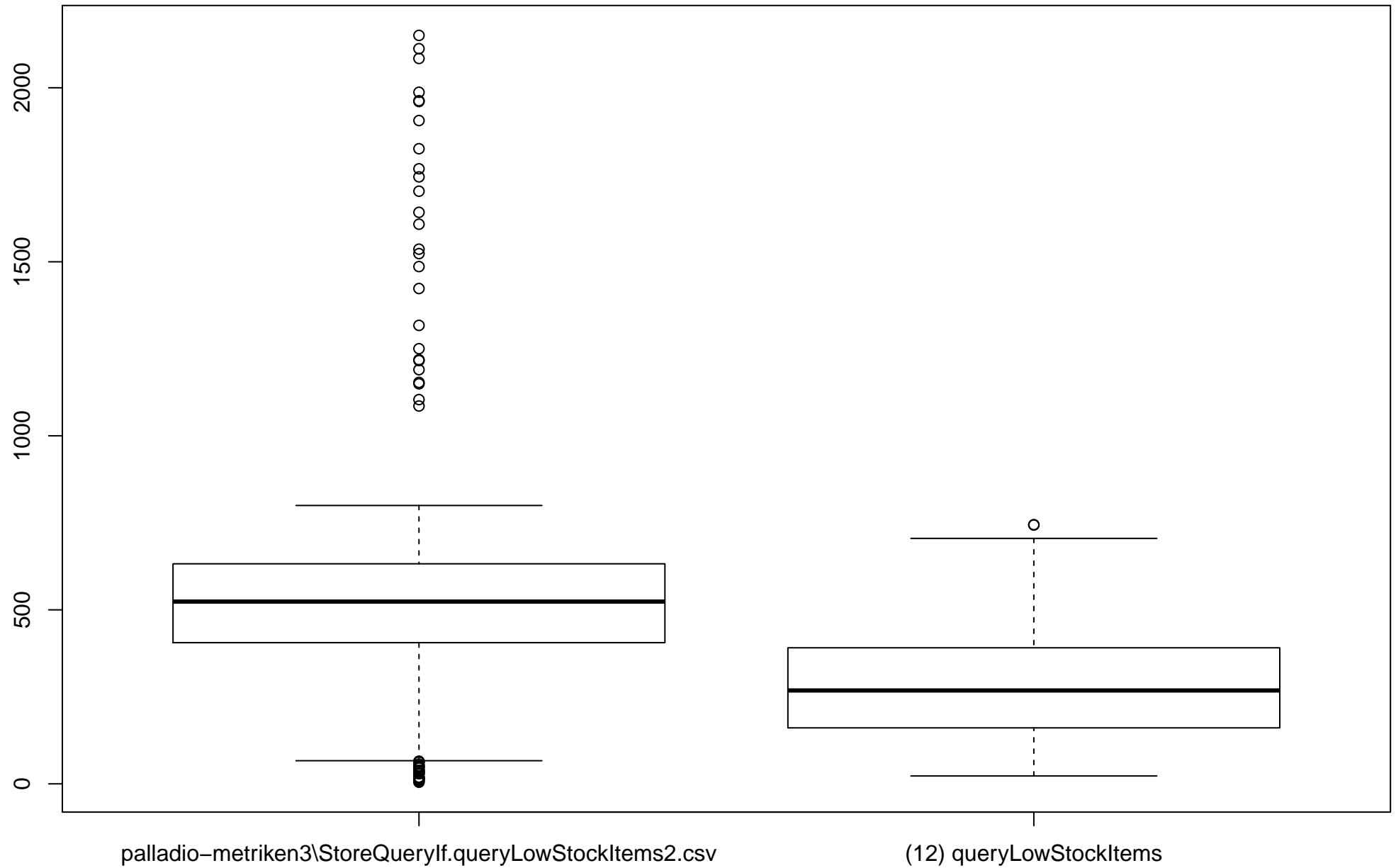
ogorov-Smirnov-Test $>$ (W): $d(0.998005964214712)$; $p(0)$

ogorov-Smirnov-Test $<$ (W): $d(0.00099403578528827)$; $p(0.999009428342843)$

Histogramm-Differenzen: 75% = 0.261431411530815

Histogramm-Differenzen: 50% = 0.501988071570577

(12) queryLowStockItems : Quartilvergleich – Palladio / Test



palladio-metriken3\StoreQuerylf.queryLowStockItems2.csv

mean: 282.708288884	527.461993082887
max: 744.751186	2150.56888082025
bp. max: 705.241457	799.8021672291
bp. Q.75%: 390.958333	632.25535370621
median: 268.3433875	523.684279199305
bp. Q.25%: 160.8683755	405.69815353146
bp. min: 22.682526	66.48057229538
min: 22.682526	4.67586741765
std. dev.: 134.977260107812	245.540596568809

Korrelationskoeffizient: 0.360690276457458

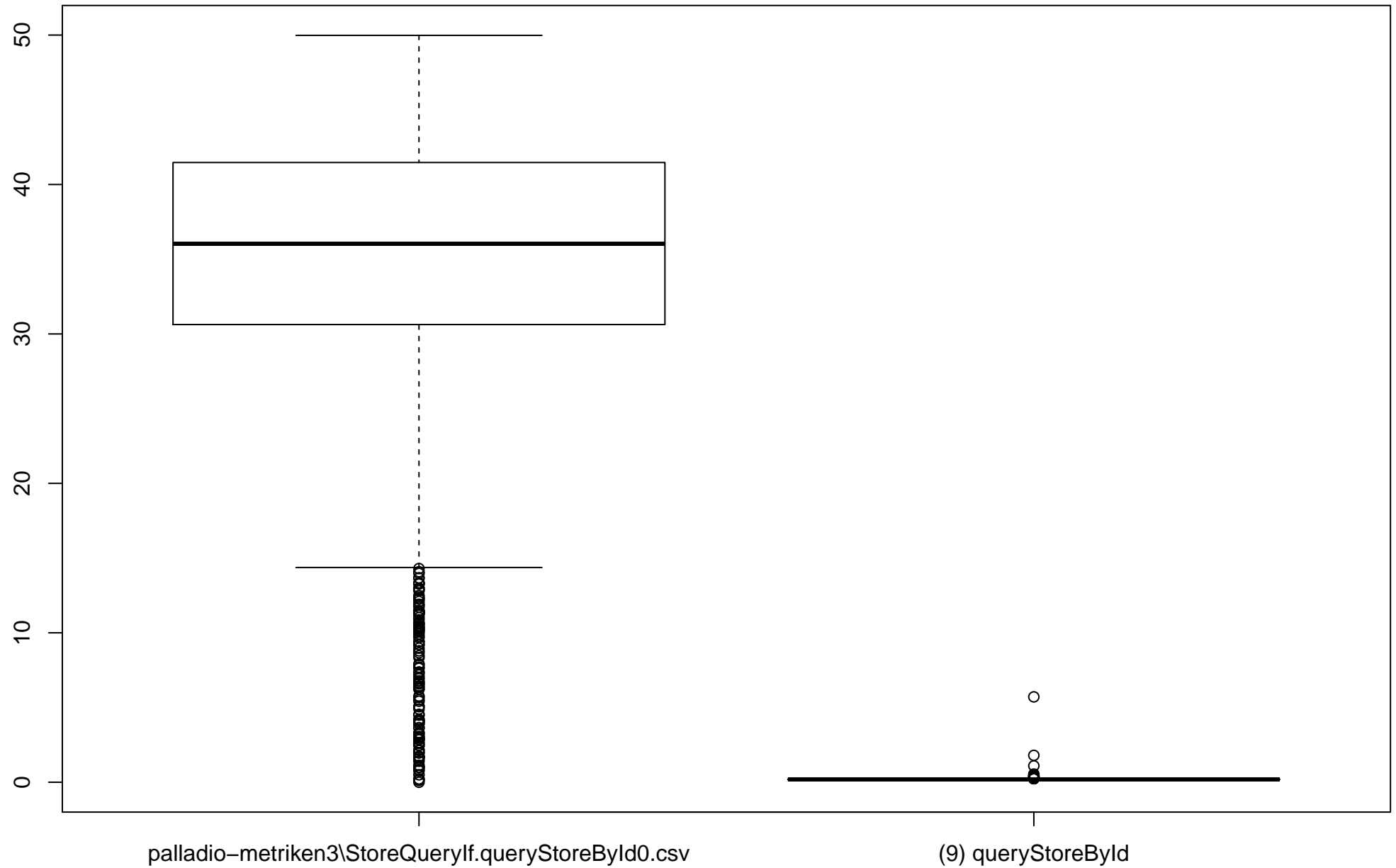
ogorov-Smirnov-Test > (W): d(0.535717693836978); p(9.71692392875531e-126)

ogorov-Smirnov-Test < (W): d(0.0168389662027833); p(0.752466432894859)

Histogramm-Differenzen: 75% = 0.00210706958250497

Histogramm-Differenzen: 50% = 0.00411694632206759

(9) queryStoreByld : Quartilvergleich – Palladio / Test



palladio-metriken3\StoreQuerylf.queryStoreByld0.csv

mean: 0.205156117117117	33.1599276600028
max: 5.712976	49.98016345684
bp. max: 0.241576	49.98016345684
bp. Q.75%: 0.205991	41.47204004528
median: 0.188881	36.034530893182
bp. Q.25%: 0.182038	30.62719246099
bp. min: 0.164245	14.37042264944
min: 0.164245	0
std. dev.: 0.185952777594949	12.2949388356973

Korrelationskoeffizient: -0.103088359555205

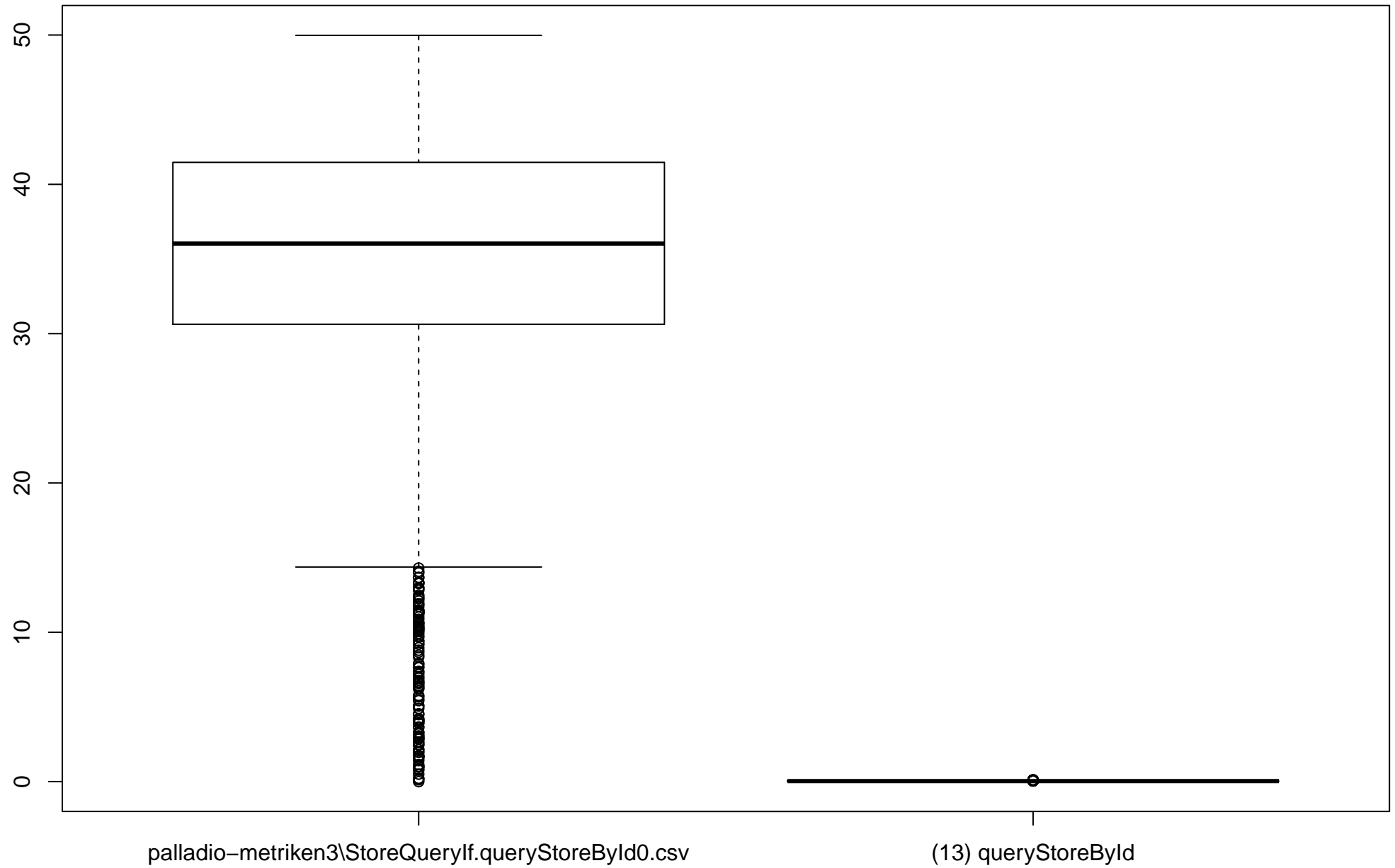
ogorov-Smirnov-Test > (W): d(0.992026818070556); p(0)

ogorov-Smirnov-Test < (W): d(0.00198807157057654); p(0.996045578055496)

Histogramm-Differenzen: 75% = 0.261431411530815

Histogramm-Differenzen: 50% = 0.501988071570577

(13) queryStoreByld : Quartilvergleich – Palladio / Test



palladio-metriken3\StoreQuerylf.queryStoreByld0.csv

mean: 0.037052905	33.1599276600028
max: 0.125237	49.98016345684
bp. max: 0.048247	49.98016345684
bp. Q.75%: 0.037639	41.47204004528
median: 0.033534	36.034530893182
bp. Q.25%: 0.030454	30.62719246099
bp. min: 0.026348	14.37042264944
min: 0.026348	0
std. dev.: 0.012413825693072	12.2949388356973

Korrelationskoeffizient: -0.102823675422474

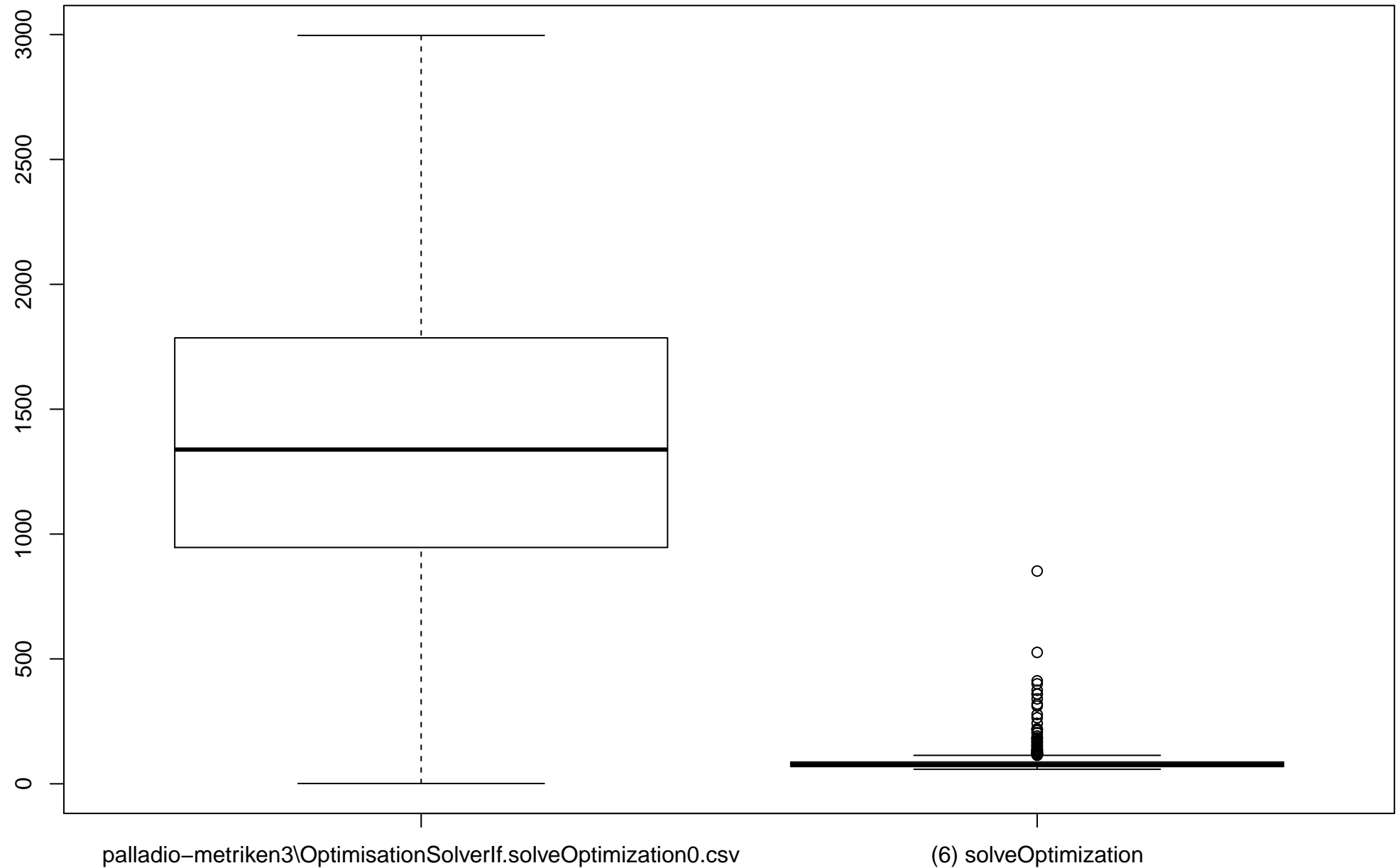
ogorov-Smirnov-Test > (W): d(0.998011928429423); p(0)

ogorov-Smirnov-Test < (W): d(0.00099403578528827); p(0.999009428342843)

Histogramm-Differenzen: 75% = 0.261431411530815

Histogramm-Differenzen: 50% = 0.501988071570577

(6) solveOptimization : Quartilvergleich – Palladio / Test



palladio-metriken3\OptimisationSolverlf.solveOptimization0.csv

mean: 85.803132976	1332.62750477247
max: 852.005667	2996.54532859135
bp. max: 113.83761	2996.54532859135
bp. Q.75%: 87.0943075	1785.52897316172
median: 76.4769185	1338.24819314724
bp. Q.25%: 68.951093	946.211438815105
bp. min: 58.210692	1.17574265331
min: 58.210692	1.17574265331
std. dev.: 44.4802745549004	664.298622583001

Korrelationskoeffizient: -0.080097832241534

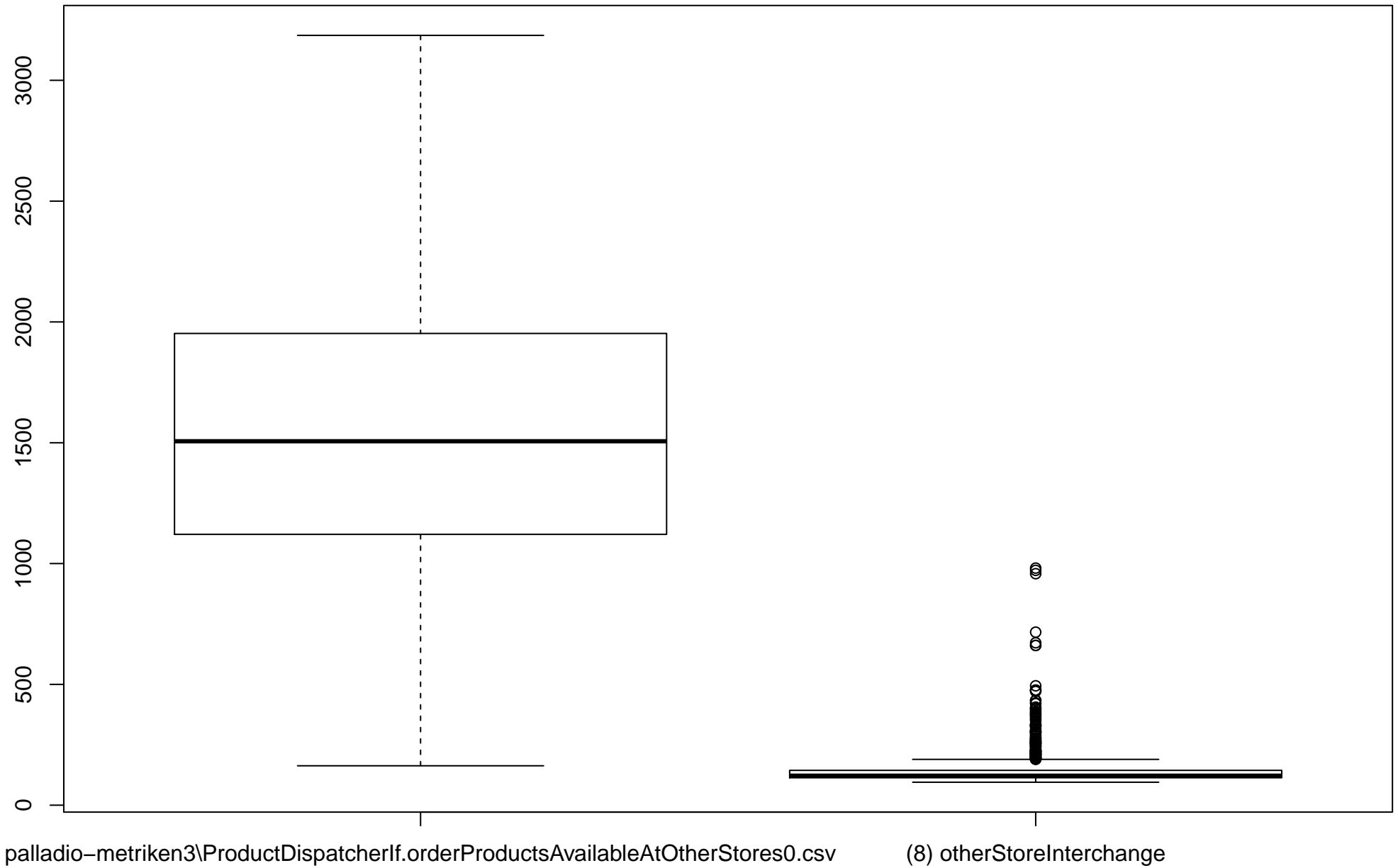
ogorov-Smirnov-Test > (W): d(0.932046953046953); p(0)

ogorov-Smirnov-Test < (W): d(0.014985014985015); p(0.798785449281126)

Histogramm-Differenzen: 75% = 0.00213386613386613

Histogramm-Differenzen: 50% = 0.00457142857142857

(8) otherStoreInterchange : Quartilvergleich – Palladio / Test



palladio-metriken3\ProductDispatcherlf.orderProductsAvailableAtOtherStores0.csv

mean: 147.841357136	1500.30330815992
max: 981.309646	3186.04747953756
bp. max: 189.592023	3186.04747953756
bp. Q.75%: 144.129623	1952.37156664115
median: 122.1290555	1506.24547097005
bp. Q.25%: 113.6064695	1120.84759815563
bp. min: 95.010385	163.081646119435
min: 95.010385	163.081646119435
std. dev.: 81.9226187553497	664.588981244266

Korrelationskoeffizient: -0.318058275156899

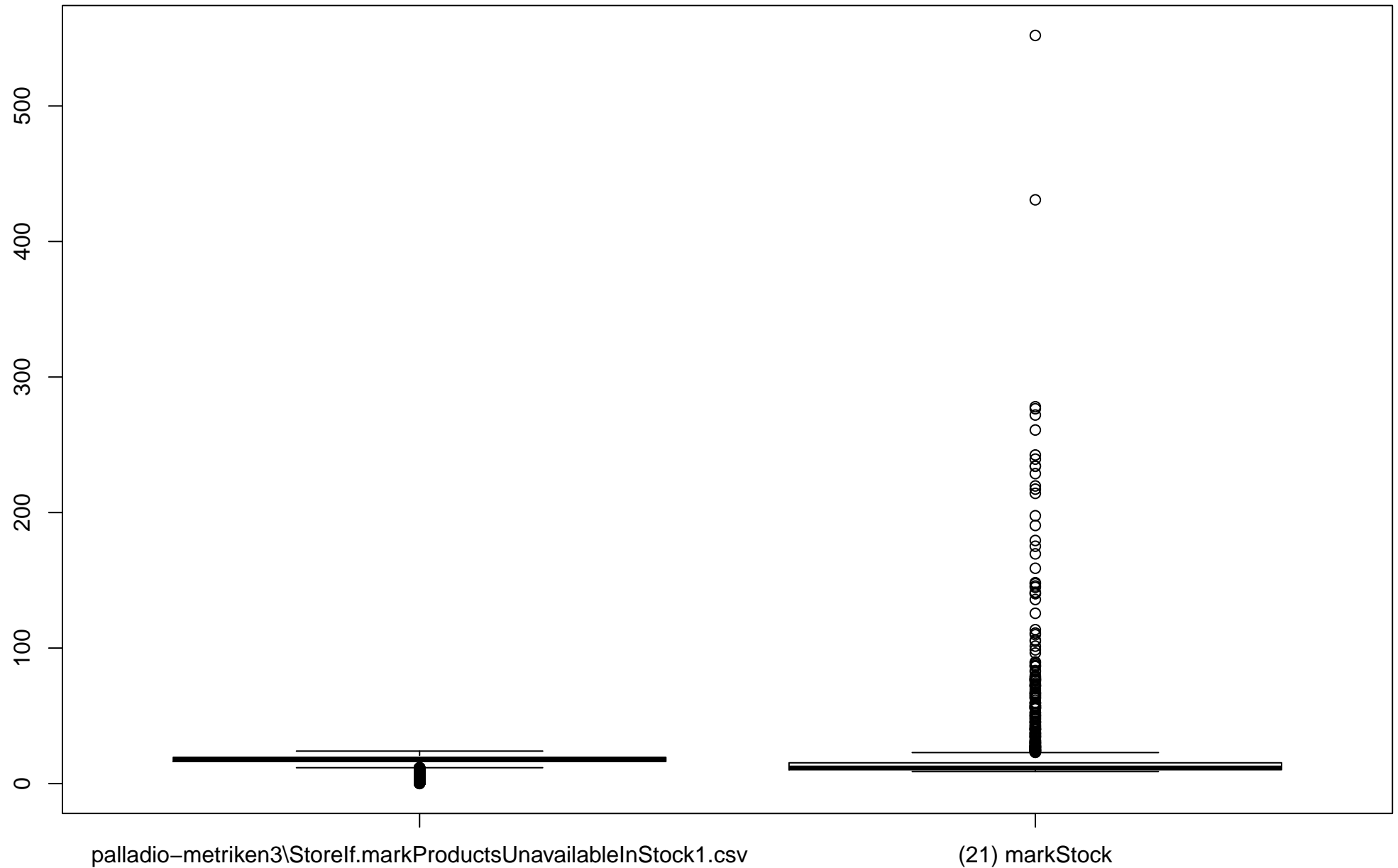
ogorov-Smirnov-Test > (W): d(0.927033966033966); p(0)

ogorov-Smirnov-Test < (W): d(-0.0000000000000000216840434497101); p(1)

Histogramm-Differenzen: 75% = 0.00233366633366633

Histogramm-Differenzen: 50% = 0.00402797202797203

(21) markStock : Quartilvergleich – Palladio / Test



palladio-metriken3\Storelf.markProductsUnavailableInStock1.csv

mean: 23.35046005	16.6161176092144
max: 552.049123	23.99660230536
bp. max: 22.888858	23.99660230536
bp. Q.75%: 15.342159	19.40580123312
median: 11.721763	18.024480661225
bp. Q.25%: 10.2322695	16.32473799545
bp. min: 8.851075	11.72946973697
min: 8.851075	0.07567551353
std. dev.: 40.0177028705547	5.1031233388446

Korrelationskoeffizient: 0.98339135144421

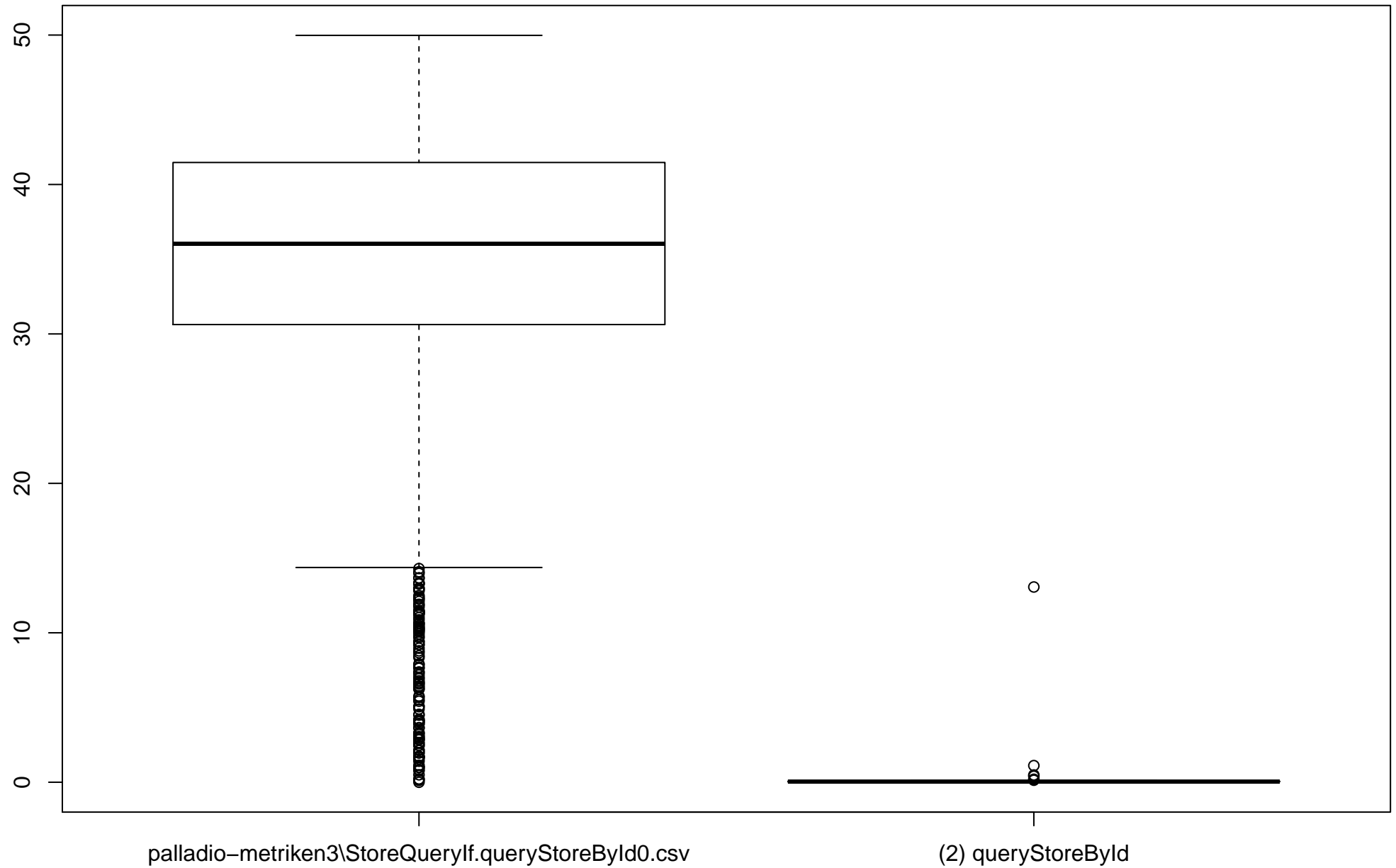
ogorov-Smirnov-Test > (W): d(0.563197802197802); p(1.84489871618998e-184)

ogorov-Smirnov-Test < (W): d(0.169); p(0.000000000000000028574451650481)

Histogramm-Differenzen: 75% = 0.00616303696303696

Histogramm-Differenzen: 50% = 0.00616303696303696

(2) queryStoreById : Quartilvergleich – Palladio / Test



palladio-metriken3\StoreQuerylf.queryStoreByld0.csv

mean: 0.0556181935	33.1599276600028
max: 13.066344	49.98016345684
bp. max: 0.107101	49.98016345684
bp. Q.75%: 0.065014	41.47204004528
median: 0.041746	36.034530893182
bp. Q.25%: 0.033191	30.62719246099
bp. min: 0.021899	14.37042264944
min: 0.021899	0
std. dev.: 0.292810566992238	12.2949388356973

Korrelationskoeffizient: -0.102915940777979

ogorov-Smirnov-Test > (W): d(0.996011928429423); p(0)

ogorov-Smirnov-Test < (W): d(0.00099403578528827); p(0.998678138853214)

Histogramm-Differenzen: 75% = 0.261431411530815

Histogramm-Differenzen: 50% = 0.501988071570577